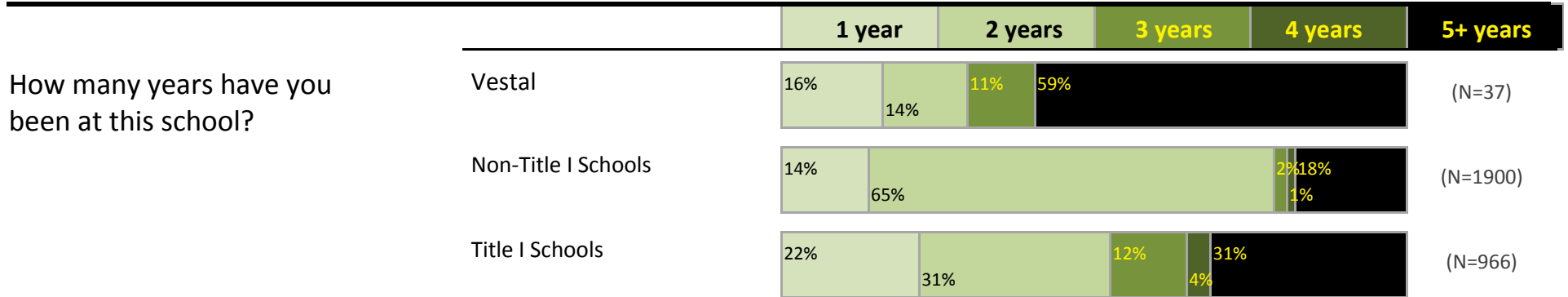
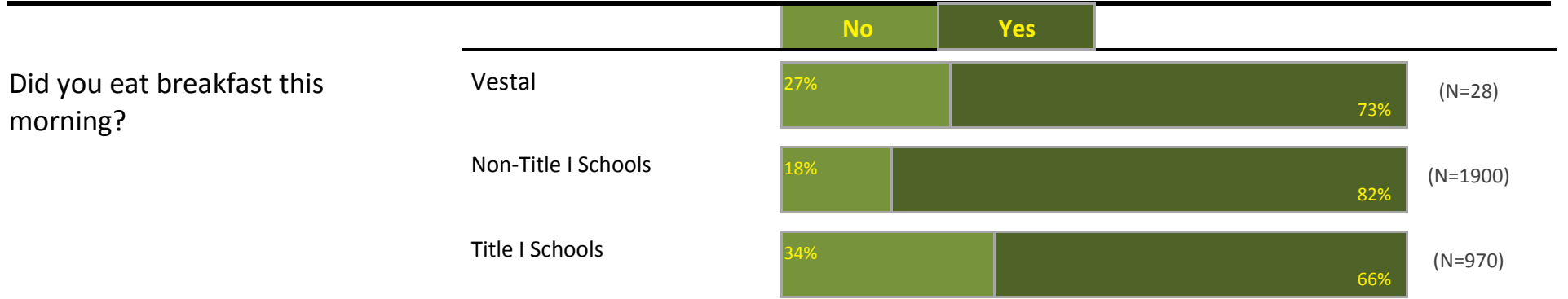
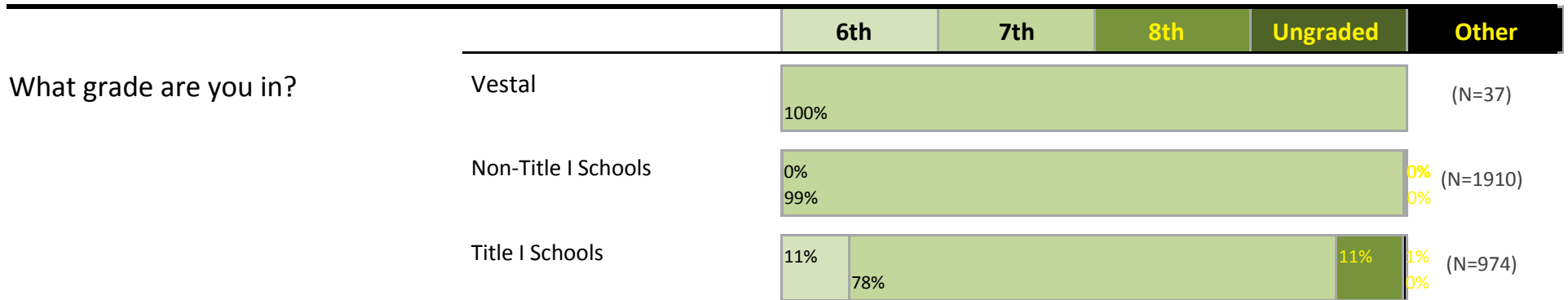


Portland Public Schools Successful Schools Survey

Middle Grades Student Responses 2014-15

Vestal

Page 1

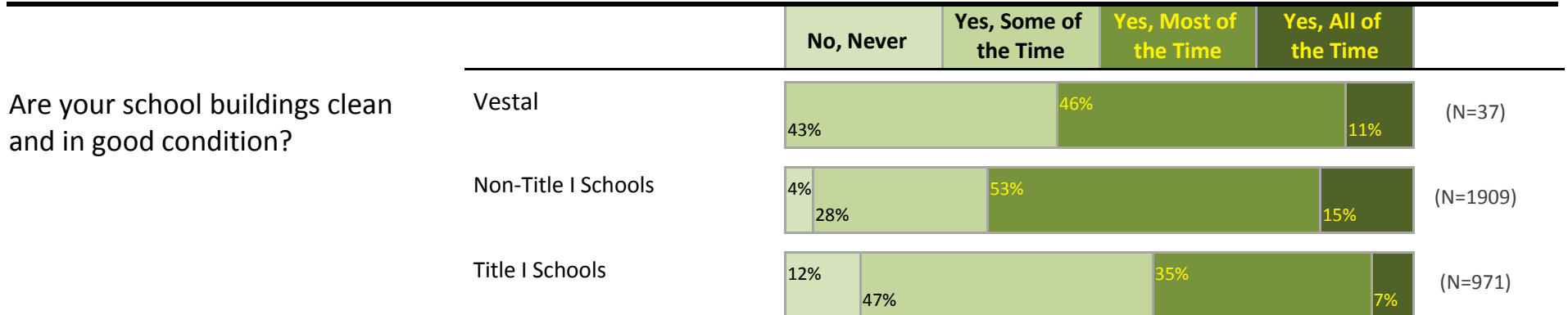
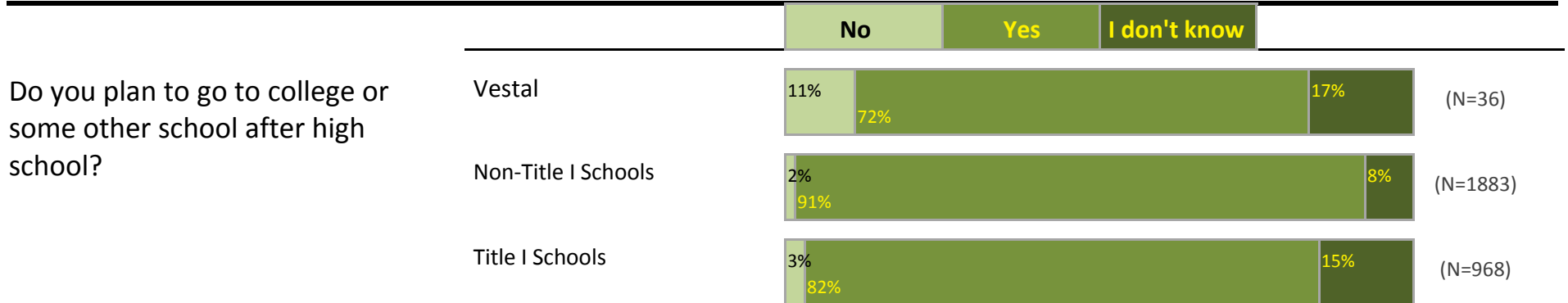
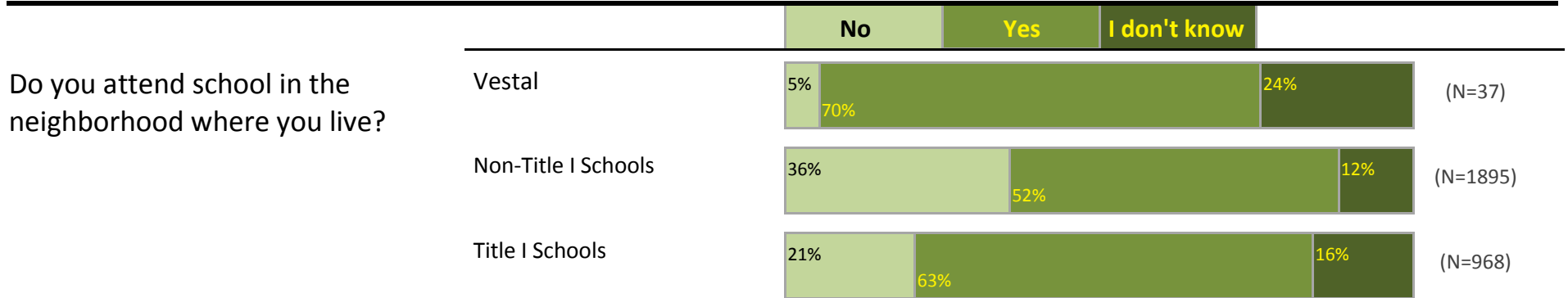


Portland Public Schools Successful Schools Survey

Middle Grades Student Responses 2014-15

Vestal

Page 2

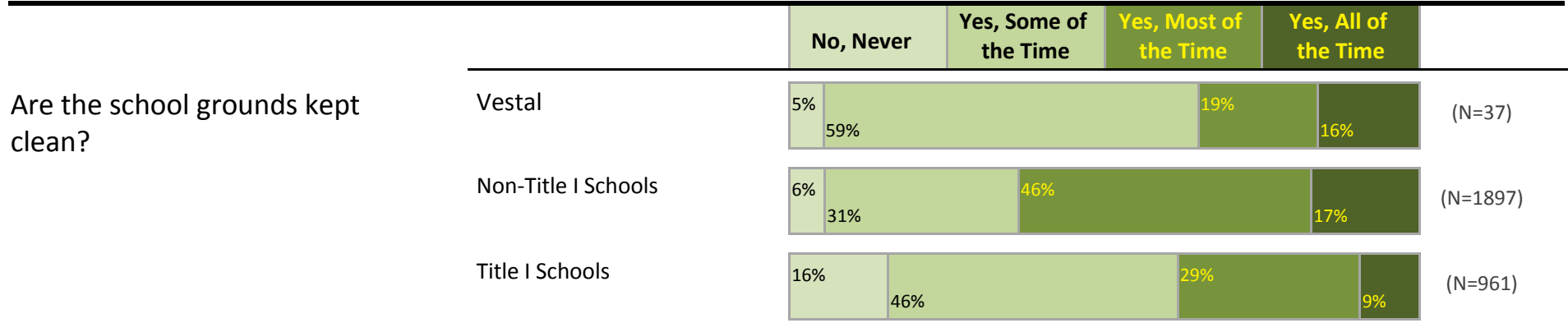
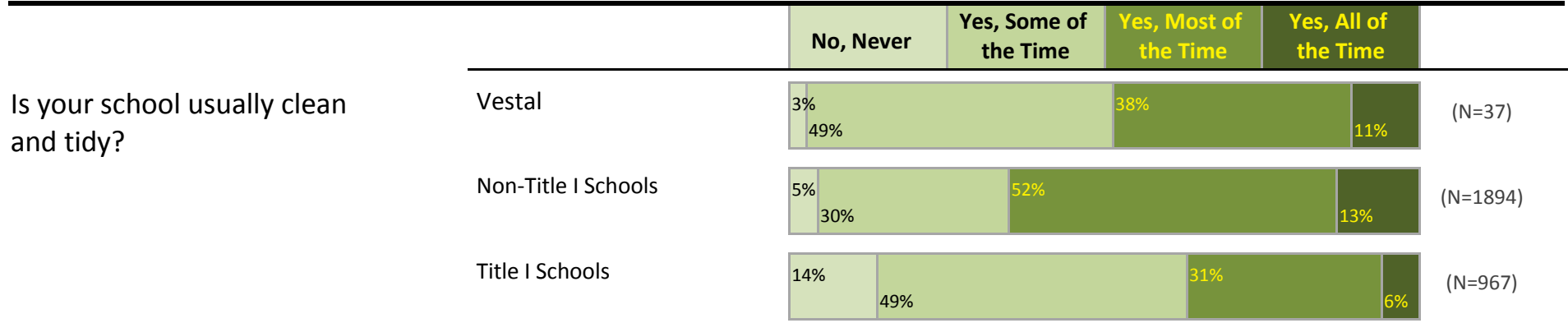


Portland Public Schools Successful Schools Survey

Middle Grades Student Responses 2014-15

Vestal

Page 3



Portland Public Schools Successful Schools Survey

Middle Grades Student Responses 2014-15

Vestal

In the past 30 days, did you miss school for any of the following reasons?




Total Students: 37

(Because students could select more than one category, totals will exceed 100%.)

Does not apply, I didn't miss any school.	46%
Illness (feeling physically sick), including problems with breathing or your teeth.	24%
Felt very sad, hopeless, anxious, stressed, or angry.	8%
Didn't get enough sleep.	19%
Didn't feel safe at school.	5%
Had to work.	5%
Had to take care of or help a family member or friend.	3%
Wanted to spend time with friends who don't go to your school.	3%
Wanted to use alcohol or drugs.	0%
Were behind in schoolwork or weren't prepared for a test or class assignment.	3%
Were bored with or uninterested in school.	3%
Were suspended.	0%
Other reason.	22%
Blank	0%

Portland Public Schools Successful Schools Survey Middle Grades Student Responses 2014-15




Vestal



Portland Public Schools Successful Schools Survey Middle Grades Student Responses 2014-15

Vestal




Page 6



Portland Public Schools Successful Schools Survey Middle Grades Student Responses 2014-15




Vestal

Page 7



Portland Public Schools Successful Schools Survey Middle Grades Student Responses 2014-15


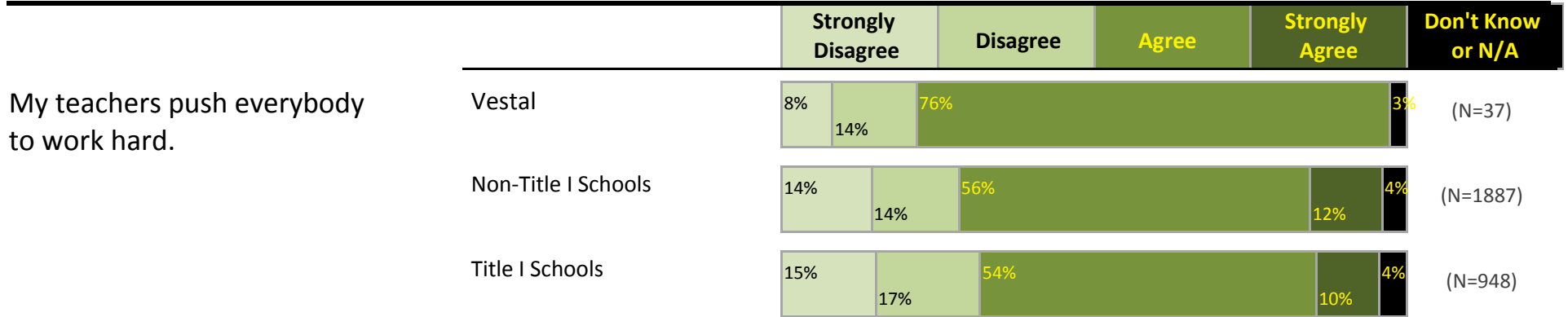

Vestal



Portland Public Schools Successful Schools Survey Middle Grades Student Responses 2014-15

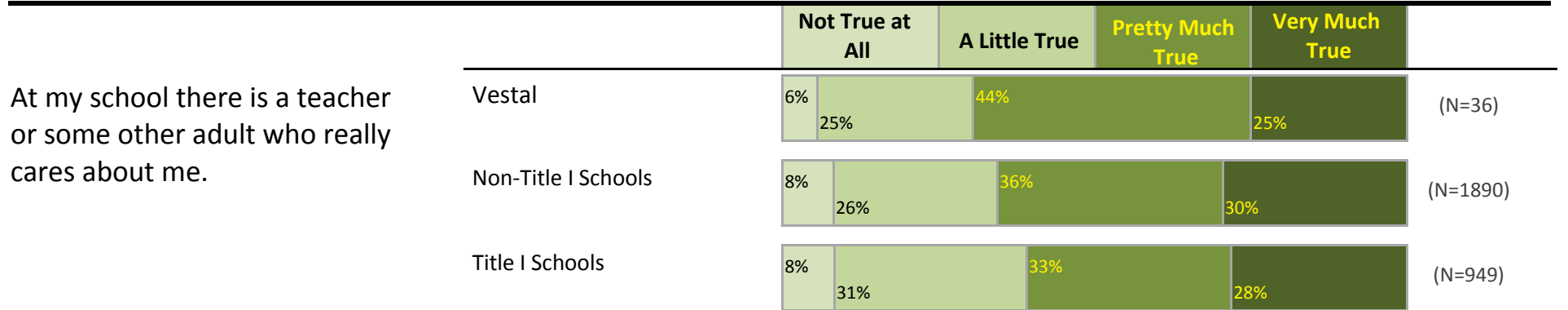


Vestal

Page 9



Portland Public Schools Successful Schools Survey Middle Grades Student Responses 2014-15

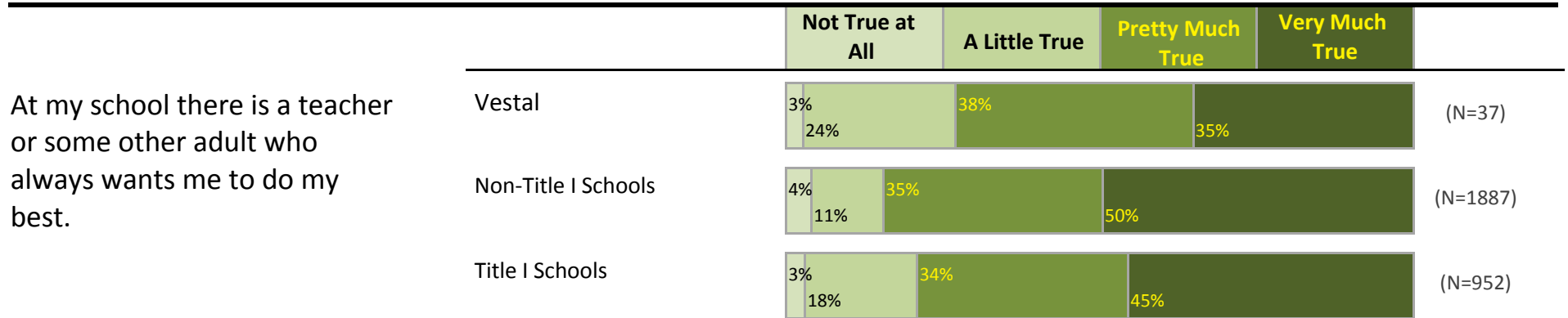

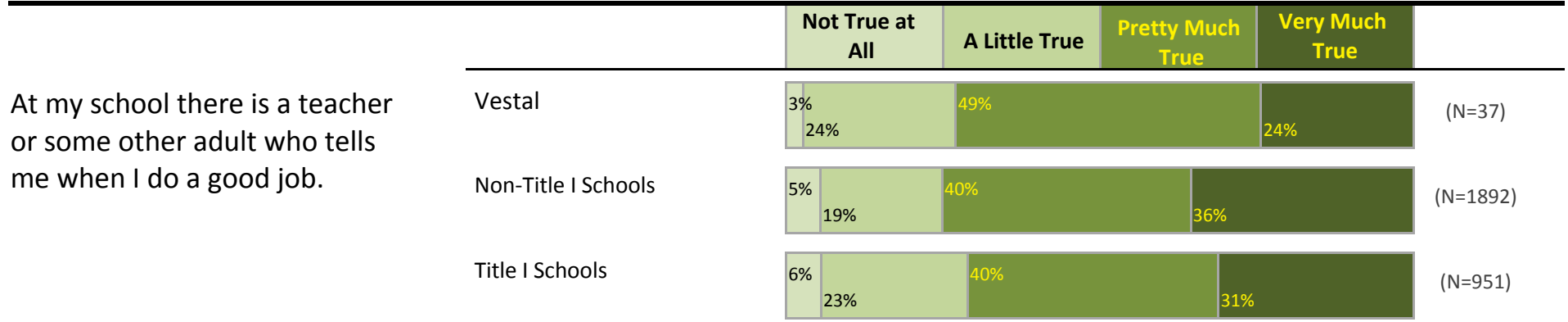
Vestal



Portland Public Schools Successful Schools Survey Middle Grades Student Responses 2014-15

Vestal


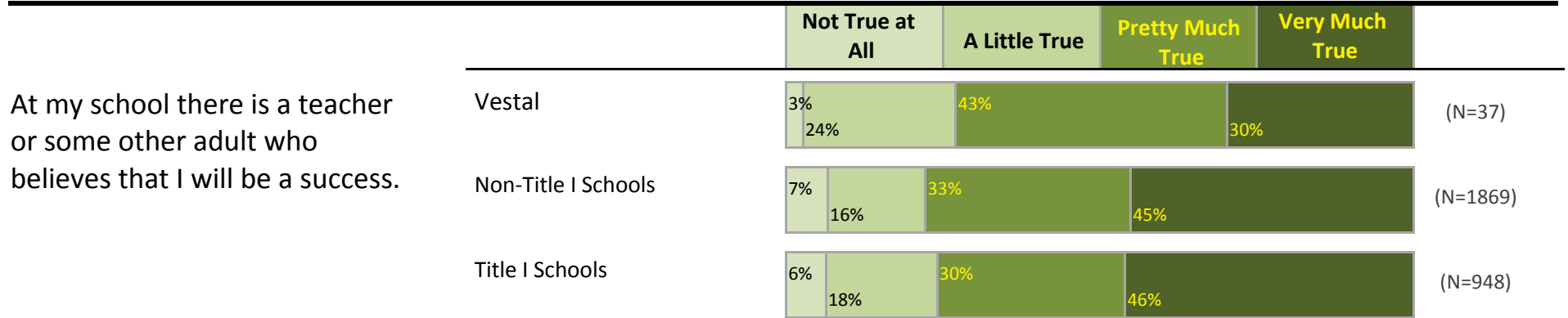
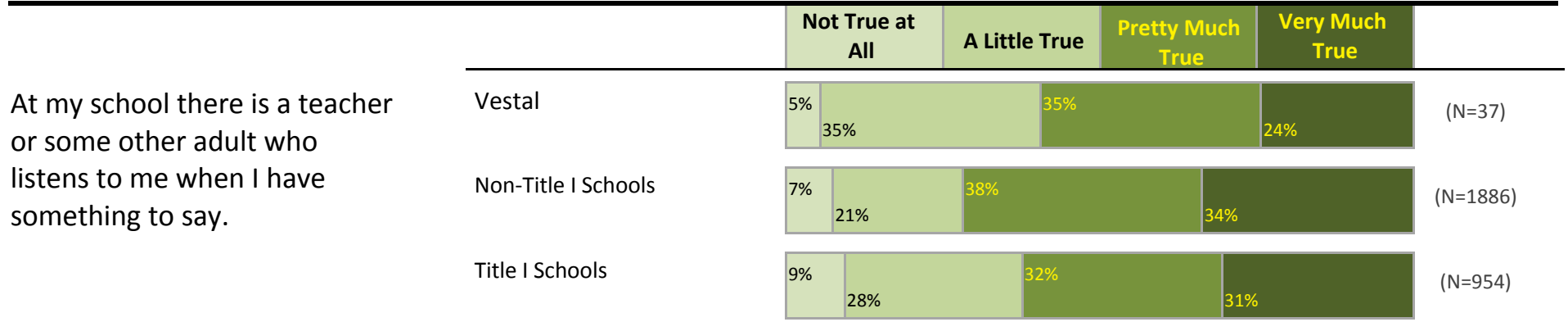
Page 11



Portland Public Schools Successful Schools Survey Middle Grades Student Responses 2014-15

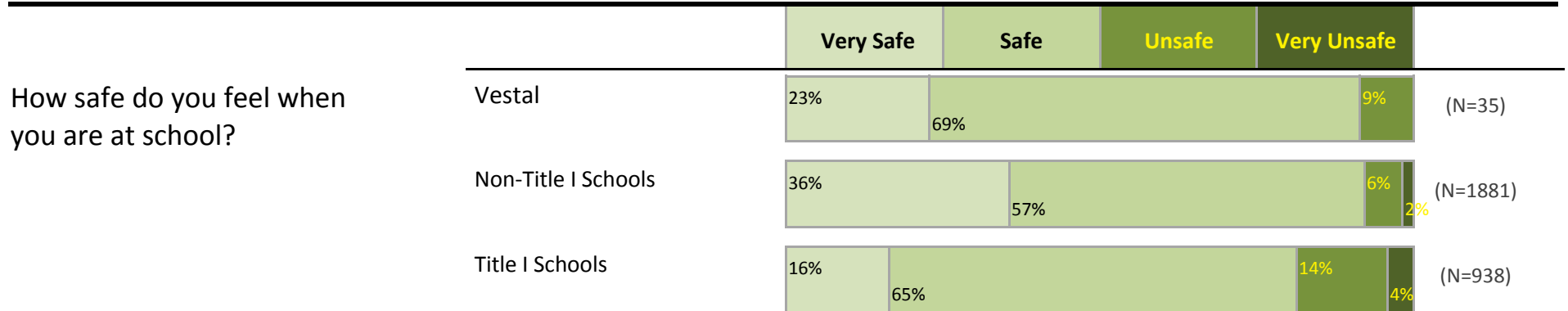
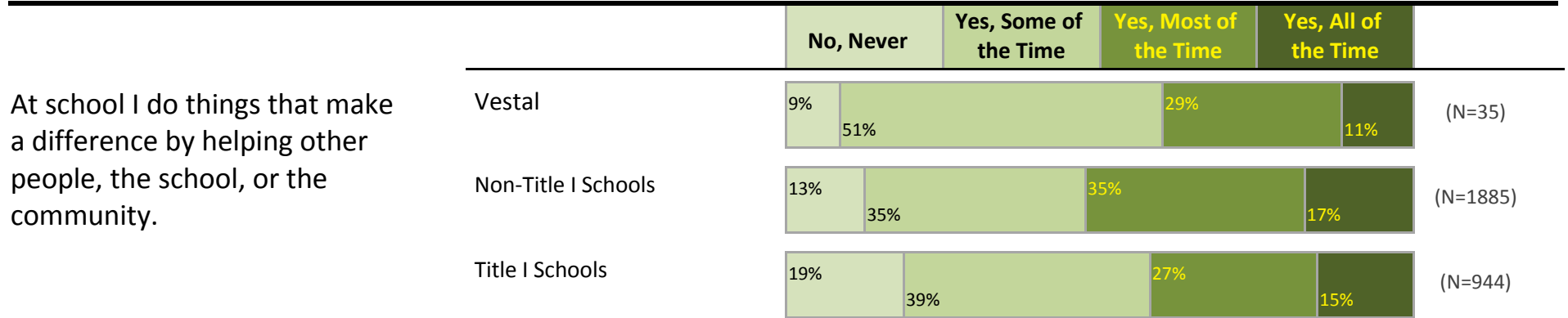

Vestal

Page 12



Portland Public Schools Successful Schools Survey Middle Grades Student Responses 2014-15

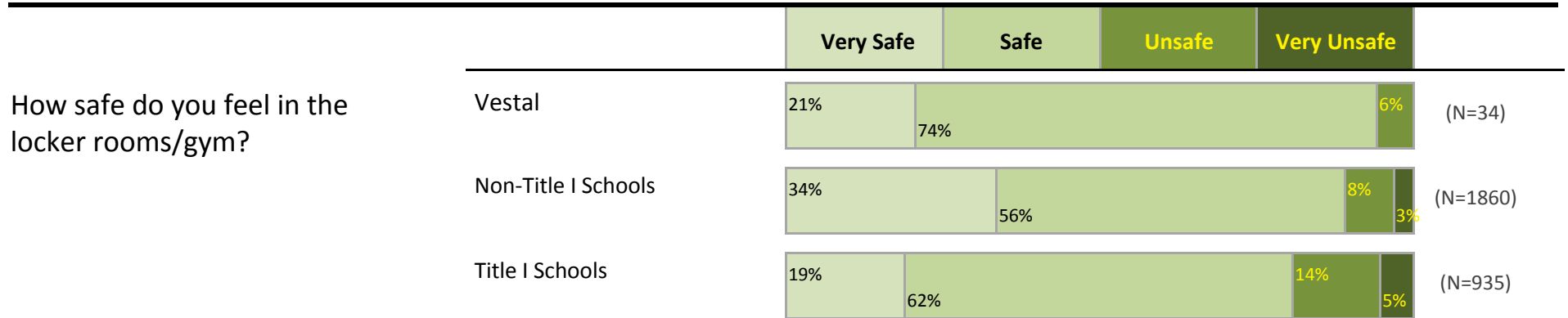
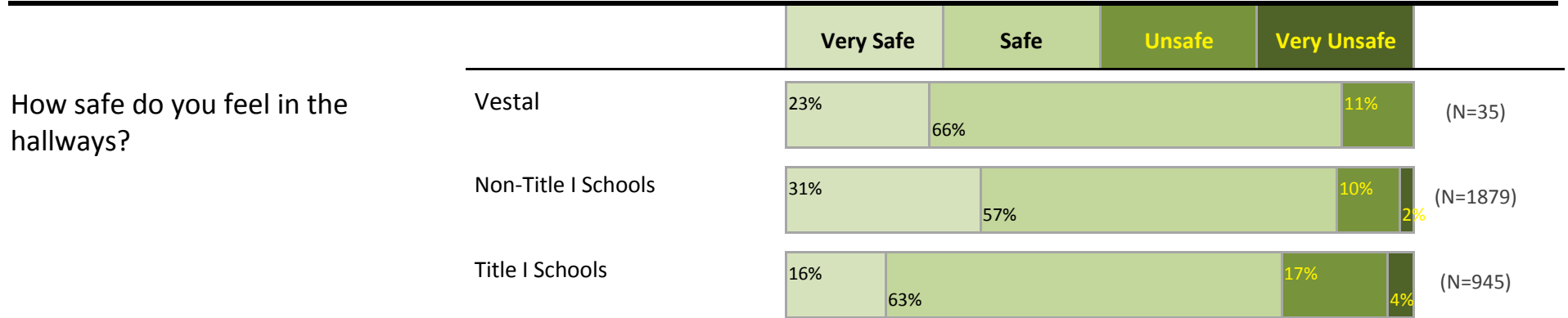
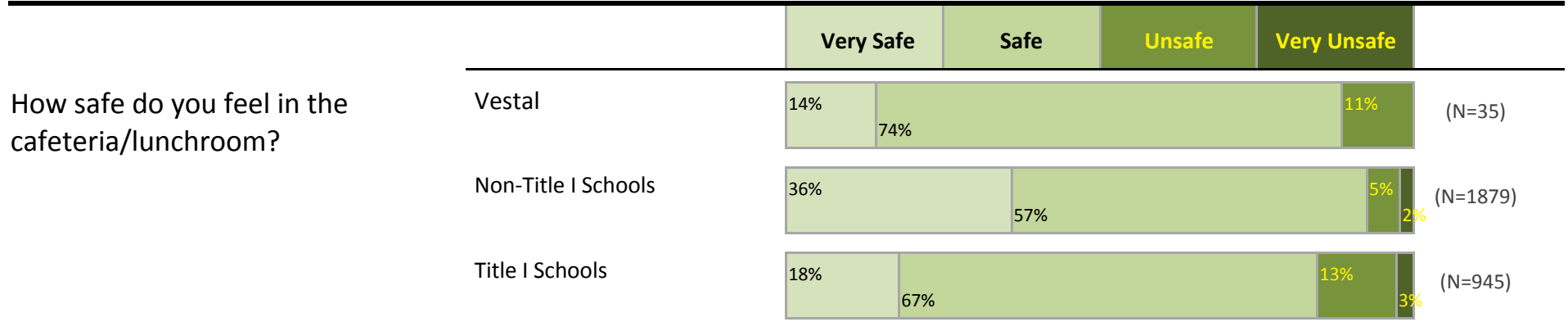
Vestal



Portland Public Schools Successful Schools Survey Middle Grades Student Responses 2014-15

Vestal

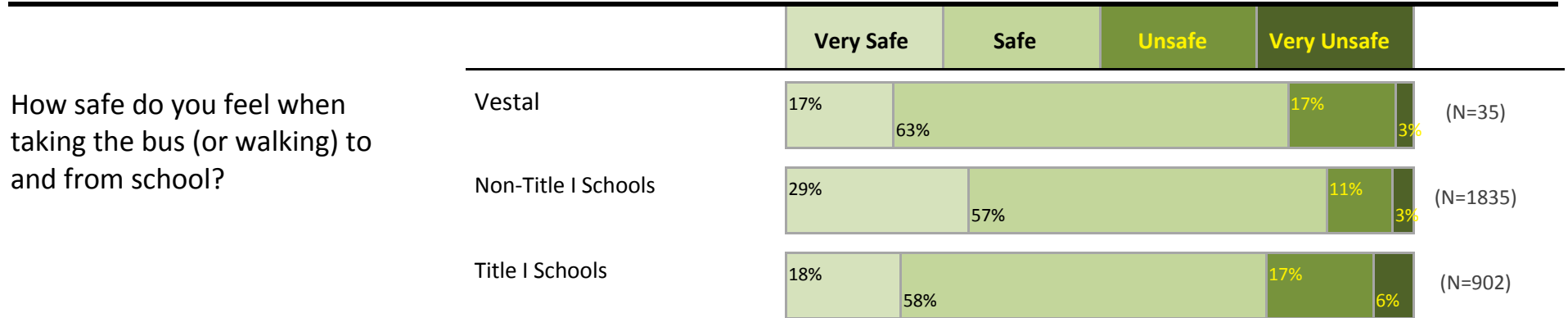
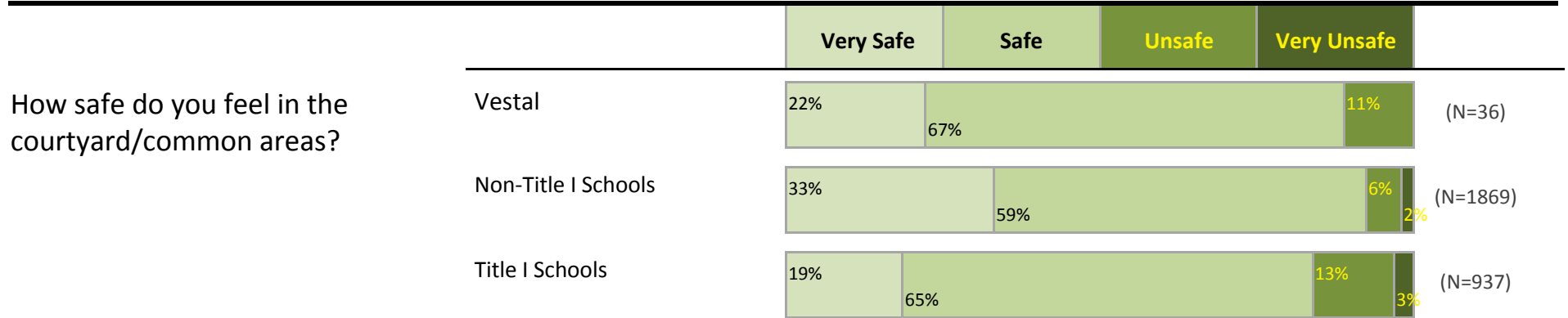

Page 14



Portland Public Schools Successful Schools Survey Middle Grades Student Responses 2014-15

Vestal



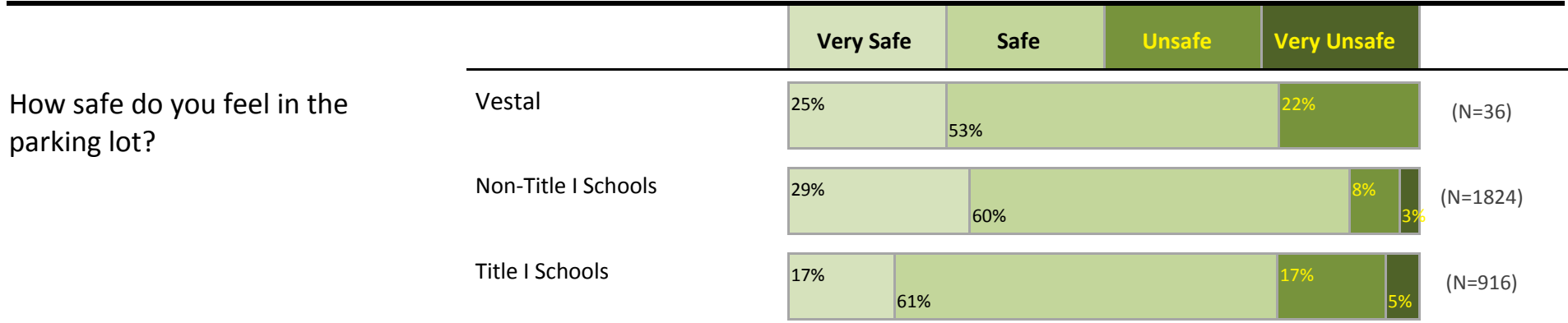
Page 15



Portland Public Schools Successful Schools Survey




Middle Grades Student Responses 2014-15

Vestal



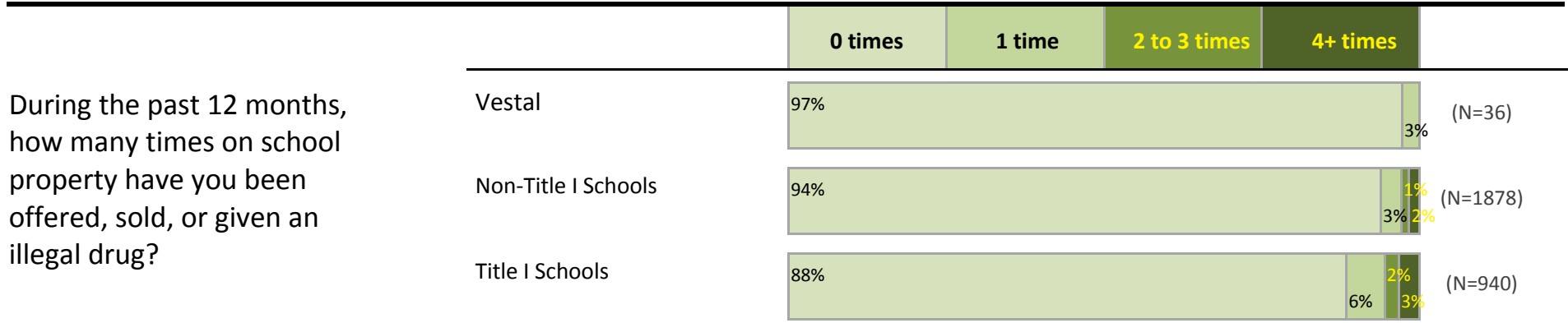


**Portland Public Schools Successful Schools Survey
Middle Grades Student Responses 2014-15**

Vestal






Portland Public Schools Successful Schools Survey Middle Grades Student Responses 2014-15

Vestal



Portland Public Schools Successful Schools Survey Middle Grades Student Responses 2014-15




Vestal



Portland Public Schools Successful Schools Survey

Middle Grades Student Responses 2014-15




Vestal



Portland Public Schools Successful Schools Survey

Middle Grades Student Responses 2014-15

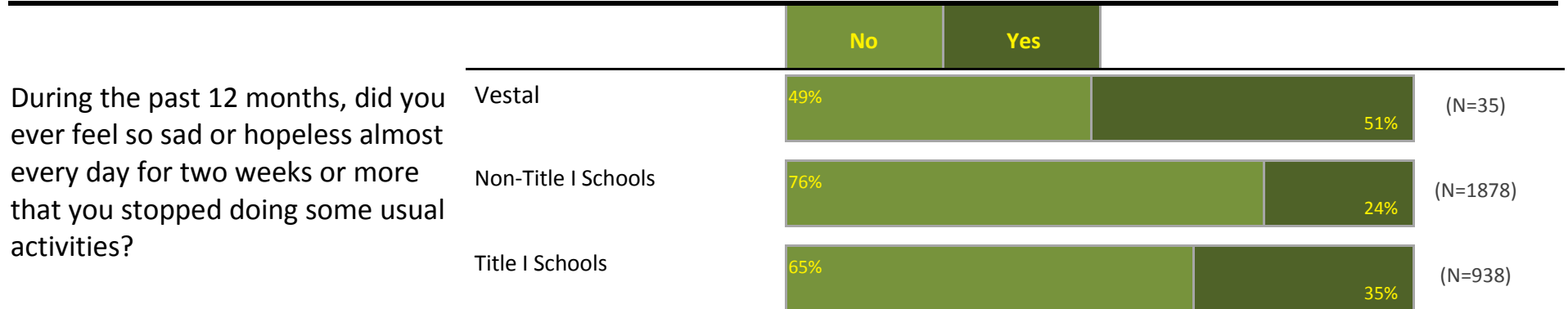


Vestal



Portland Public Schools Successful Schools Survey Middle Grades Student Responses 2014-15

Vestal

Page 22

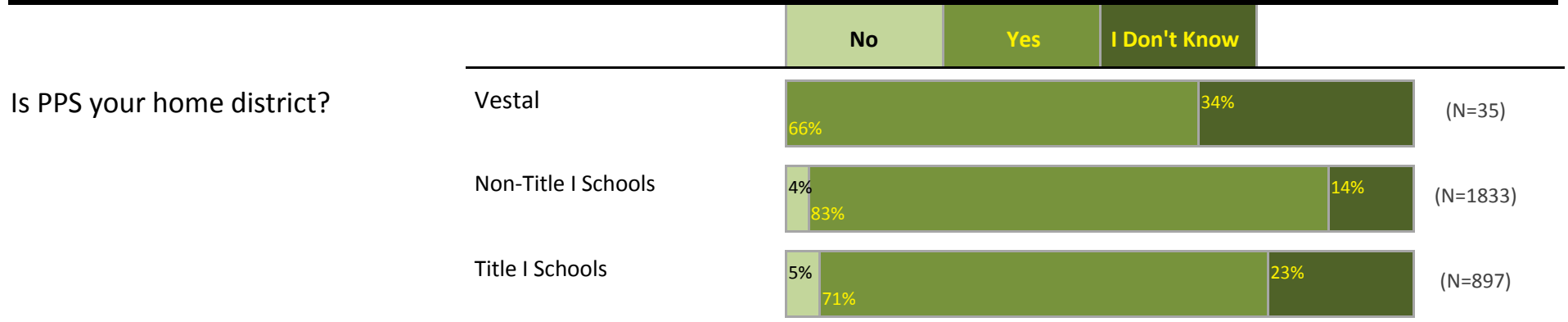




Portland Public Schools Successful Schools Survey

Middle Grades Student Responses 2014-15

Vestal



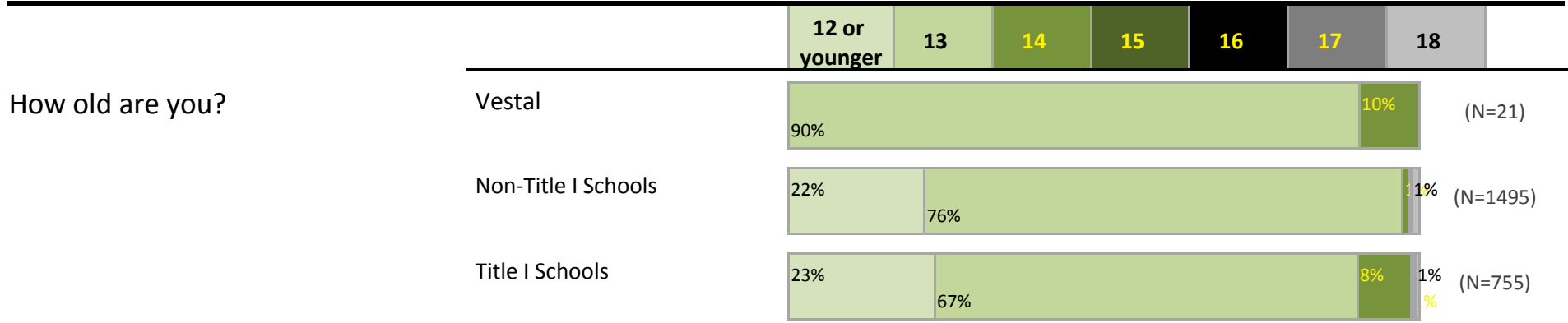
Page 23



Portland Public Schools Successful Schools Survey

Middle Grades Student Responses 2014-15

Vestal



Portland Public Schools Successful Schools Survey

Middle Grades Student Responses 2014-15

Vestal

Which of the following best describes you?

Total Students: 37

(Because students could select more than one category, totals will exceed 100%.)

Heterosexual (straight)	51%
Gay or Lesbian	3%
Bisexual	5%
Transgender	0%
Queer	5%
Not sure or Questioning	14%
Decline to respond	8%
Other	0%
Blank	16%

Are you in an optional program?

Access at Rose City Park	0
Chinese Immersion	0
Experiential Learning Environment	0
Japanese Immersion	0
Russian Immersion	0
Spanish Immersion	2
Special Focus - Arts	0
Special Focus - CTE	0
Special Focus - History	0
Special Focus - Science	0
Special Focus - Dual Credit	1
Special Focus - Environmental Studies	0
Vietnamese Immersion	0
Winterhaven Special Focus - Math and Science	0
Other	7

Portland Public Schools Successful Schools Survey

Middle Grades Student Responses 2014-15

Vestal

What races/ethnicities do you consider yourself?

Total Students: 37

(Because students could select more than one category, totals will exceed 100%.)

African American	11%
African	0%
Burundian	0%
Eritrean	0%
Ethiopian	0%
Somali	0%
Other African	5%
Other Black	
Caribbean Islands	0%
Other Black	3%
American Indian/Alaska Native	3%
Alaska Native	0%
Burns Paiute Tribe	0%
Confederated Tribes of the Coos, Lower Umpqua & Siuslaw Indians	0%
Confederated Tribes of the Grand Ronde Community of Oregon	0%
Confederated Tribes of Siletz Indians	0%
Confederated Tribes of the Umatilla Indian Reservation Indians	0%
Confederated Tribes of Warm Springs	0%
Coquille Indian Tribe	0%

American Indian/Alaska Native (continued)	
Cow Creek Band of Umpqua Tribe of Indians	0%
Klamath Tribes	0%
Other American Indian Tribe/Nation	11%
Native/Indigenous to Canada	3%
Asian	8%
Asian Indian	0%
Burmese	0%
Cambodian	0%
Chinese	3%
Filipino	5%
Hmong	0%
Japanese	3%
Karen	0%
Korean	0%
Laotian	3%
Mien	0%
Nepali	0%
Thai	0%
Tibetan	0%
Vietnamese	27%
Other Asian	3%

Portland Public Schools Successful Schools Survey

Middle Grades Student Responses 2014-15

Vestal

What races/ethnicities do you consider yourself?

Total Students: 37

(Because students could select more than one category, totals will exceed 100%.)

Hispanic/Latino	0%
Caribbean Islands	0%
Central American Countries	0%
Indigenous Mexican, Central American or South American	0%
Mexican	8%
South American Countries	0%
Other Hispanic/Latino	5%
Middle Eastern/North African	3%
Pacific Islander	0%
Chuukese	0%
Guamanian or Chamorro	0%
Micronesian	0%
Native Hawaiian	0%
Samoan	0%
Tongan	0%
Other Pacific Islander	3%
White	30%
Romanian	0%
Russian	8%
Ukrainian	0%
European Countries	8%
Other White	11%
Blank	11%