
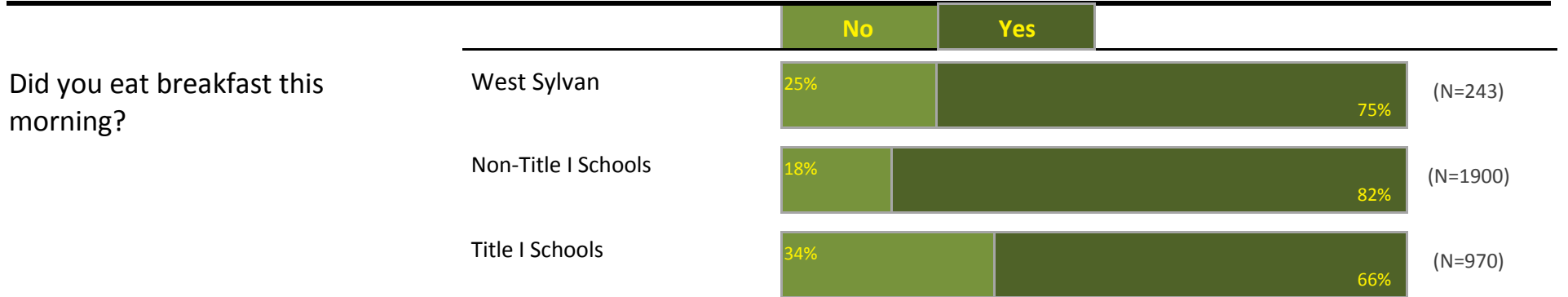
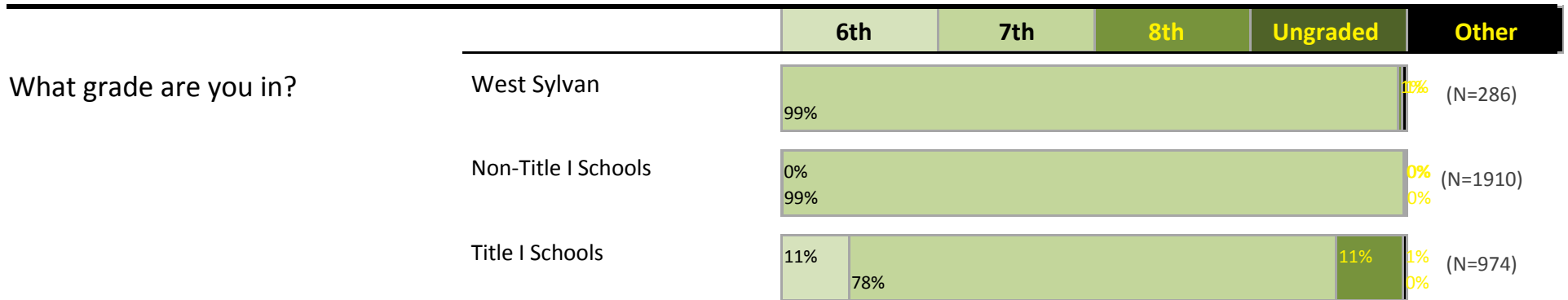


Portland Public Schools Successful Schools Survey

Middle Grades Student Responses 2014-15

West Sylvan

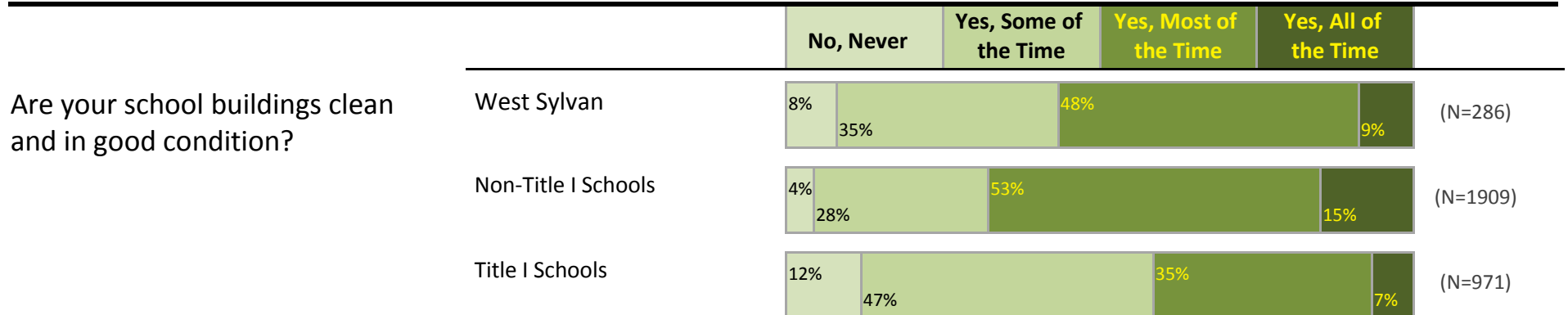

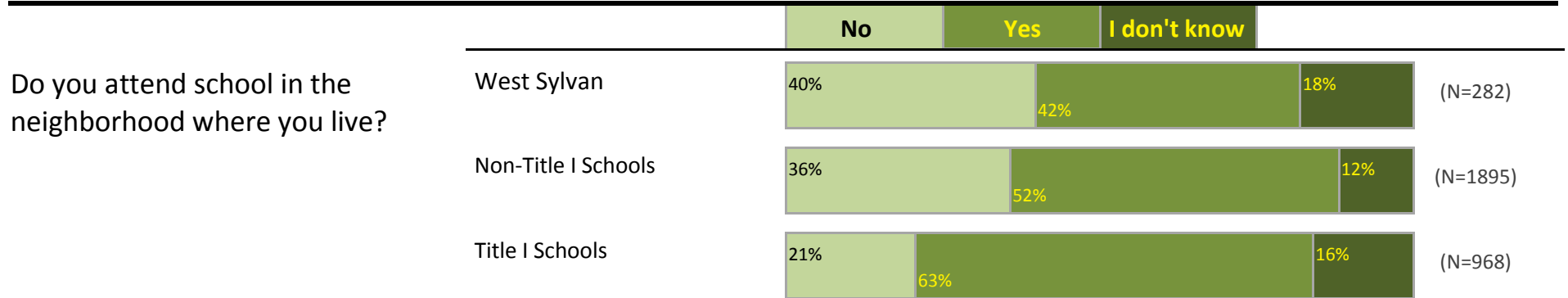
Page 1



Portland Public Schools Successful Schools Survey

Middle Grades Student Responses 2014-15

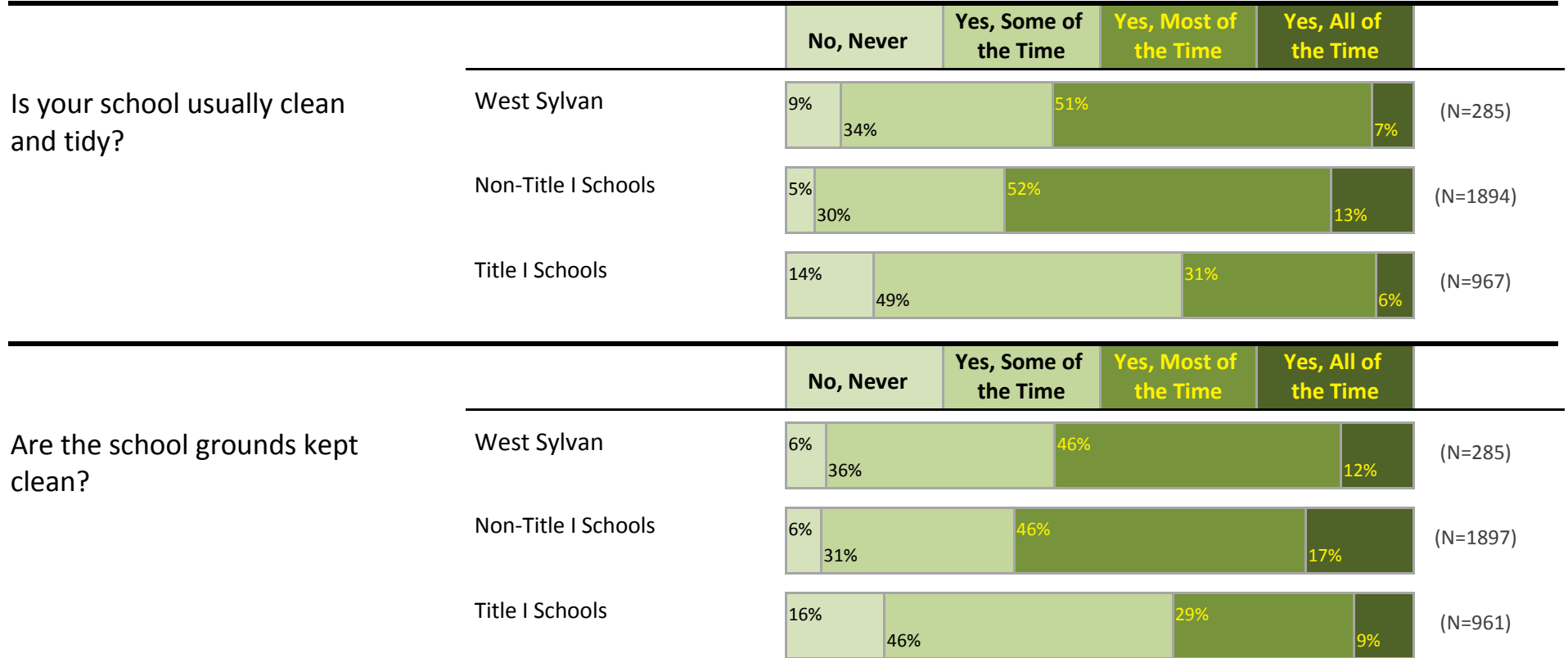
West Sylvan



Portland Public Schools Successful Schools Survey

Middle Grades Student Responses 2014-15

West Sylvan



Portland Public Schools Successful Schools Survey

Middle Grades Student Responses 2014-15

West Sylvan

In the past 30 days, did you miss school for any of the following reasons?

Total Students: 287




(Because students could select more than one category, totals will exceed 100%.)

Does not apply, I didn't miss any school.	34%
Illness (feeling physically sick), including problems with breathing or your teeth.	45%
Felt very sad, hopeless, anxious, stressed, or angry.	11%
Didn't get enough sleep.	15%
Didn't feel safe at school.	3%
Had to work.	3%
Had to take care of or help a family member or friend.	7%
Wanted to spend time with friends who don't go to your school.	1%
Wanted to use alcohol or drugs.	1%
Were behind in schoolwork or weren't prepared for a test or class assignment.	8%
Were bored with or uninterested in school.	4%
Were suspended.	1%
Other reason.	16%
Blank	10%

Portland Public Schools Successful Schools Survey

Middle Grades Student Responses 2014-15

West Sylvan



Portland Public Schools Successful Schools Survey Middle Grades Student Responses 2014-15


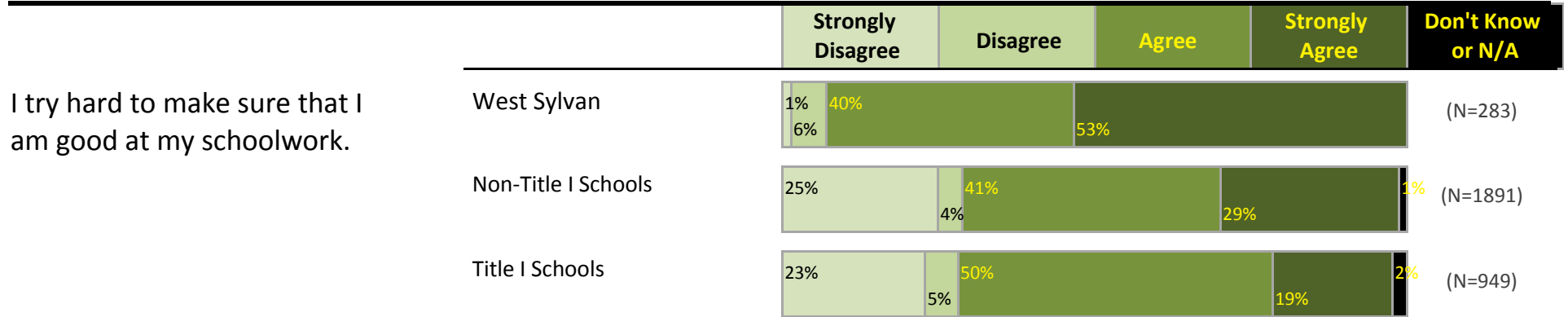
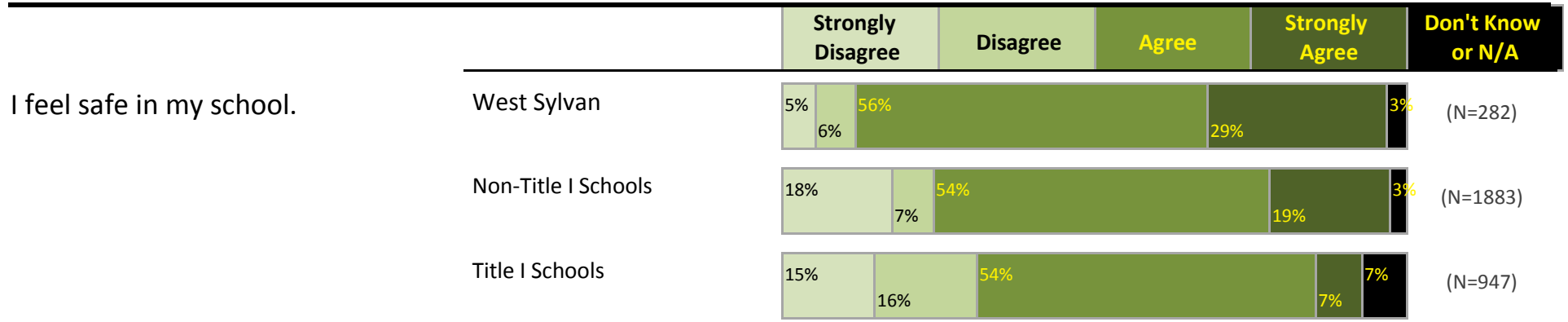
West Sylvan

		Strongly Disagree	Disagree	Agree	Strongly Agree	Don't Know or N/A
I feel like I am part of this school.	West Sylvan	4% 16%	55%	20%	5%	(N=282)
	Non-Title I Schools	17% 10%	51%	16%	6%	(N=1893)
	Title I Schools	17% 17%	51%	8%	6%	(N=950)
		Strongly Disagree	Disagree	Agree	Strongly Agree	Don't Know or N/A
This school is a supportive and inviting place for students to learn.	West Sylvan	6% 25%	52%	14%	3%	(N=285)
	Non-Title I Schools	18% 11%	51%	16%	4%	(N=1889)
	Title I Schools	17% 16%	53%	7%	7%	(N=949)
		Strongly Disagree	Disagree	Agree	Strongly Agree	Don't Know or N/A
The teachers at this school treat students fairly.	West Sylvan	9% 32%	43%	13%	4%	(N=285)
	Non-Title I Schools	15% 17%	53%	11%	4%	(N=1888)
	Title I Schools	15% 22%	48%	9%	7%	(N=954)

Portland Public Schools Successful Schools Survey

Middle Grades Student Responses 2014-15


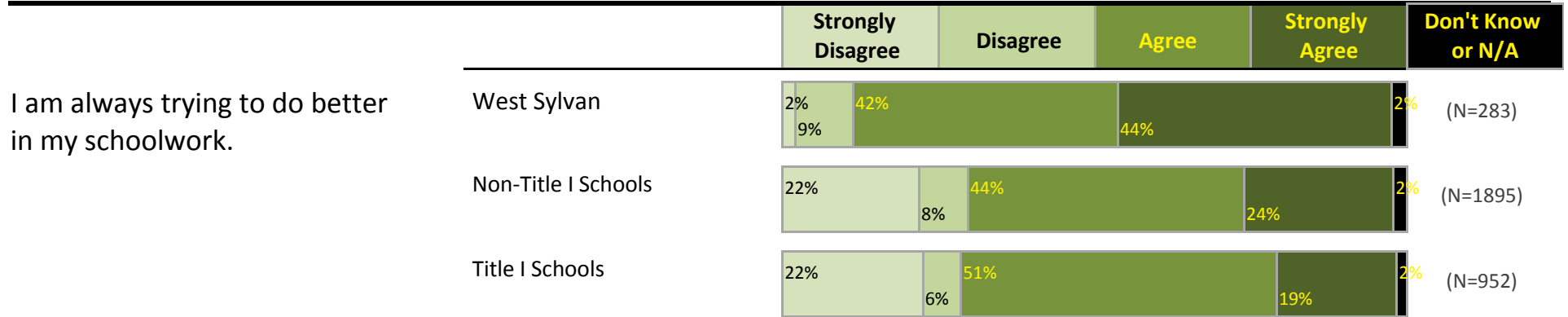
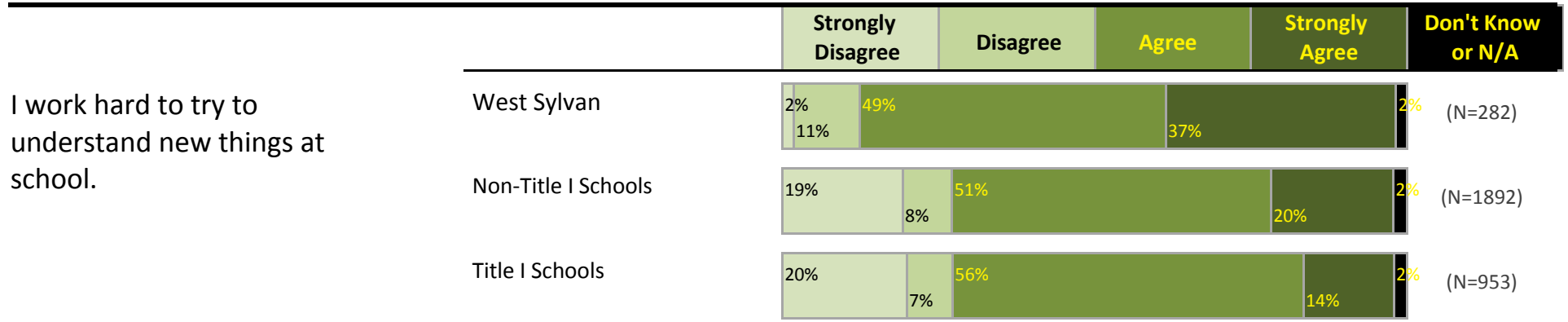
West Sylvan



Portland Public Schools Successful Schools Survey

Middle Grades Student Responses 2014-15




West Sylvan



Portland Public Schools Successful Schools Survey




Middle Grades Student Responses 2014-15

West Sylvan



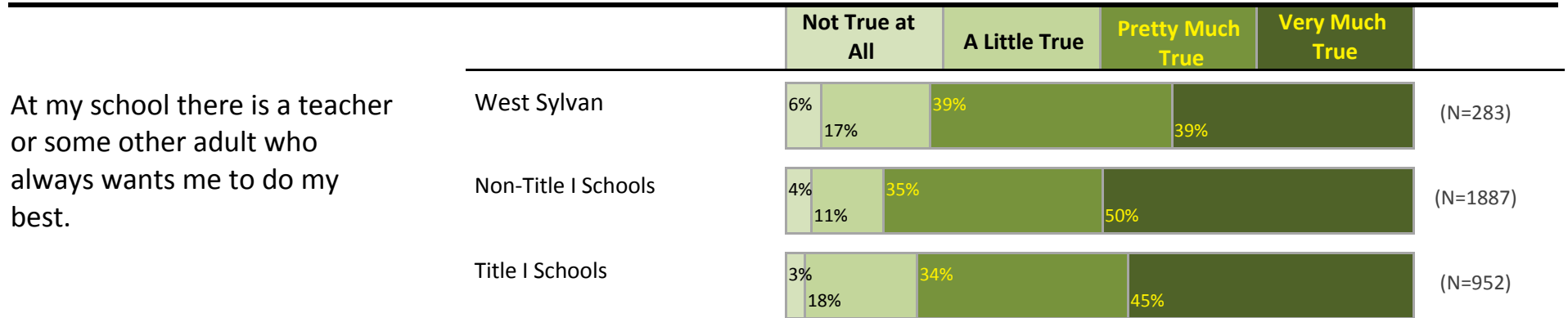

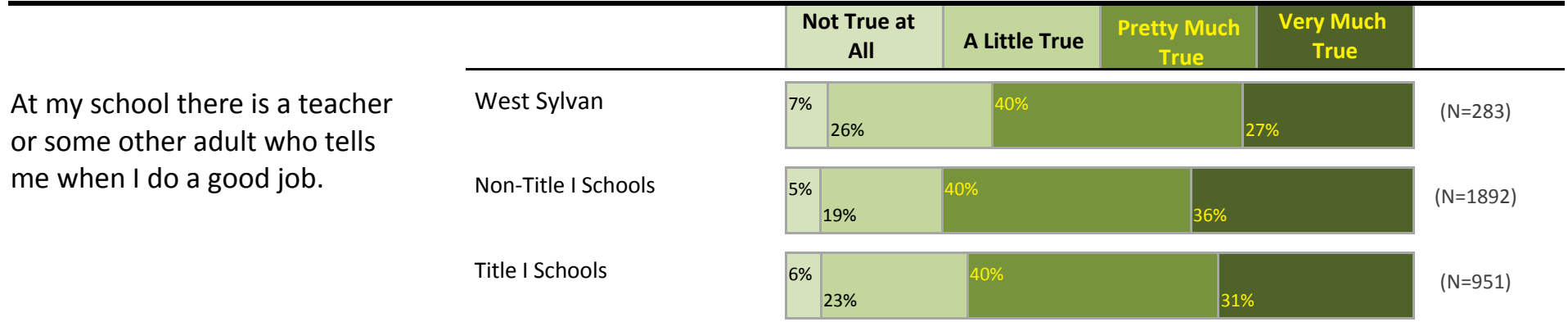
Portland Public Schools Successful Schools Survey Middle Grades Student Responses 2014-15

West Sylvan




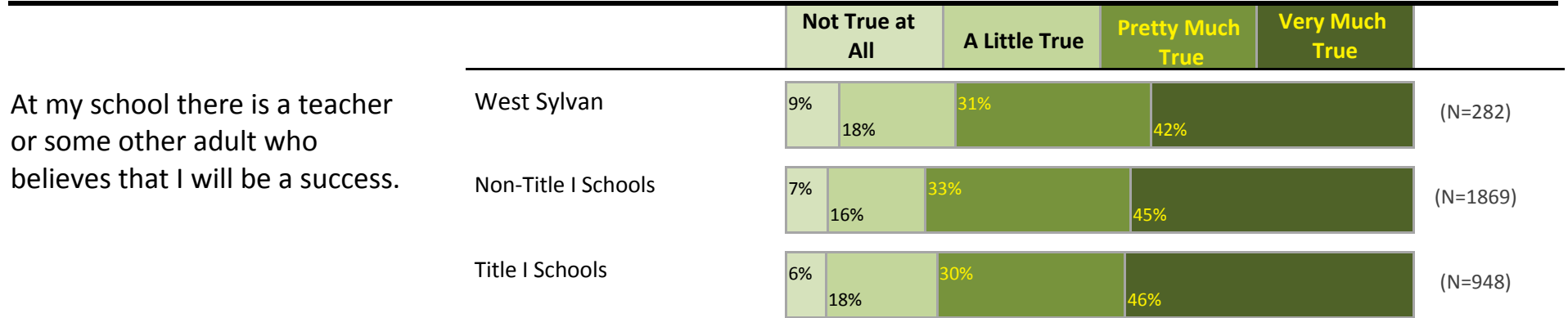

Portland Public Schools Successful Schools Survey Middle Grades Student Responses 2014-15

West Sylvan



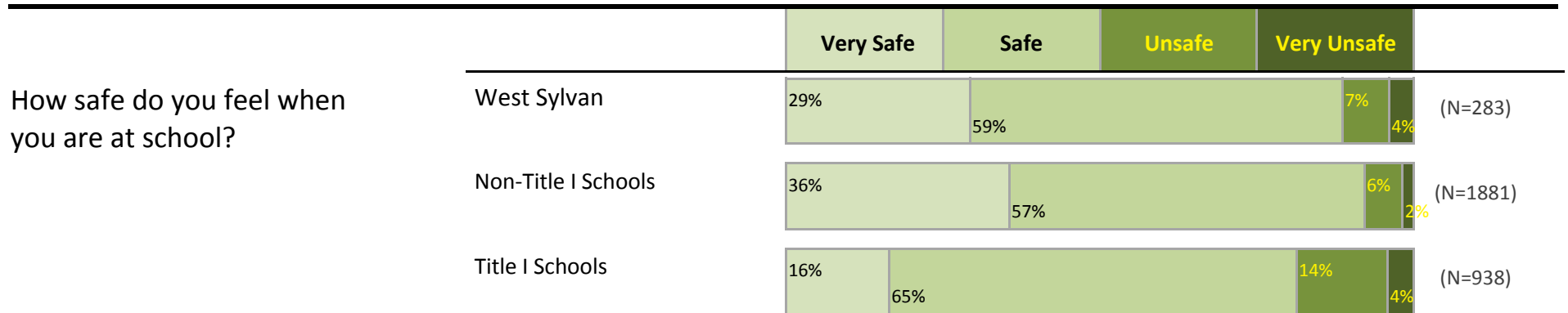


Portland Public Schools Successful Schools Survey Middle Grades Student Responses 2014-15

West Sylvan



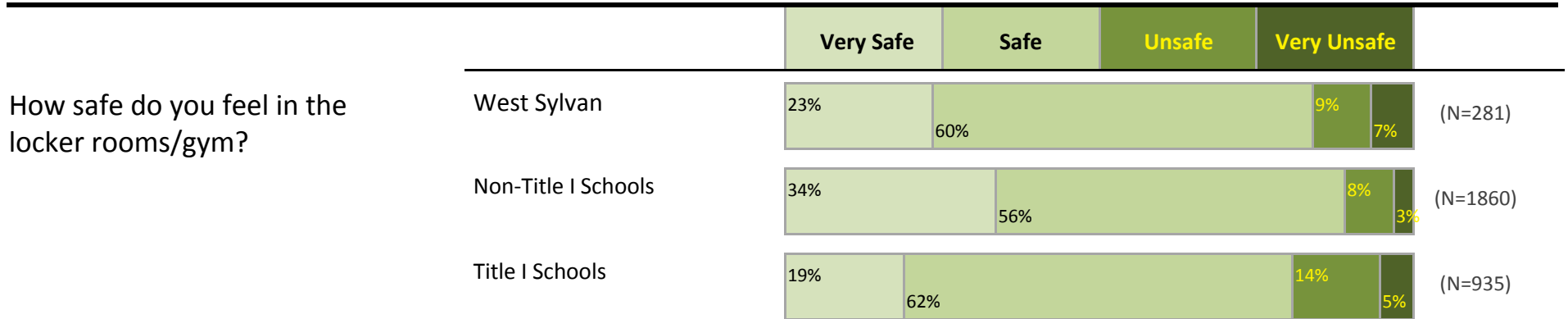
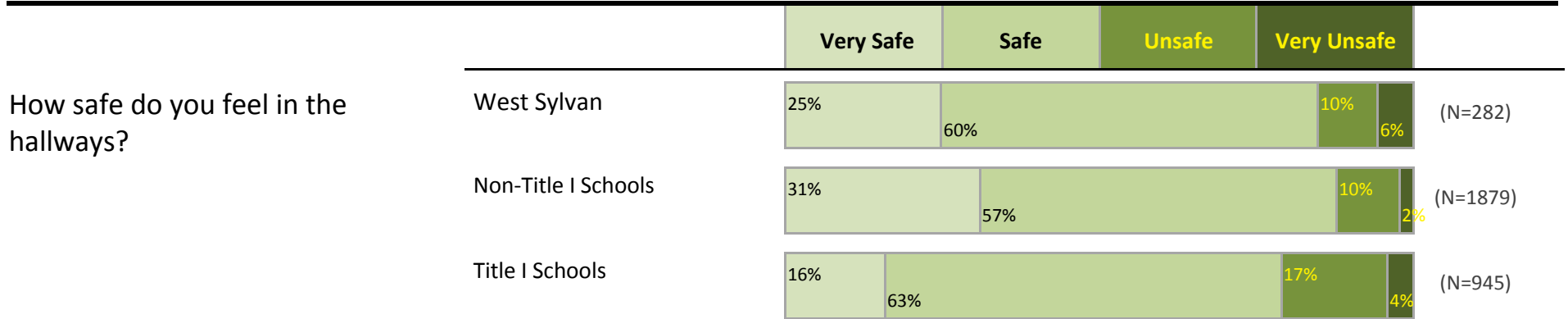
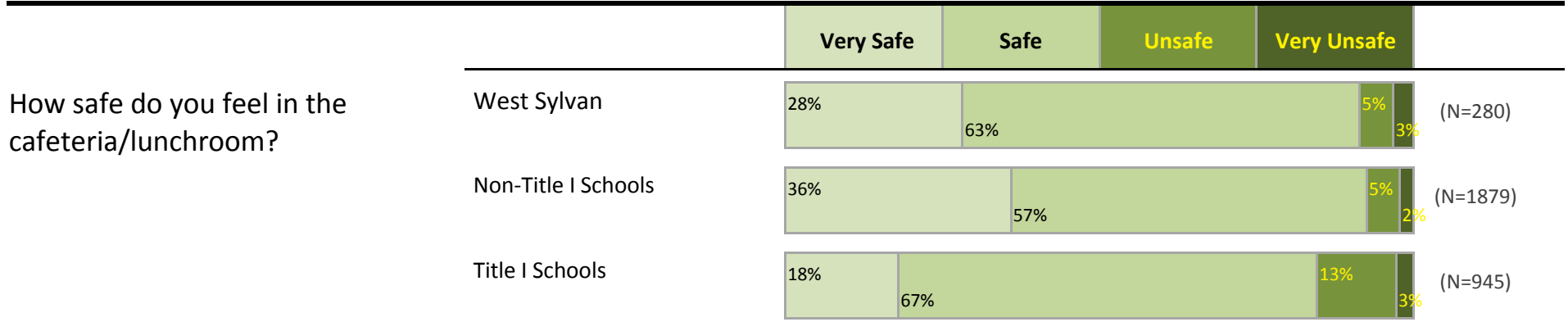
Portland Public Schools Successful Schools Survey Middle Grades Student Responses 2014-15

West Sylvan



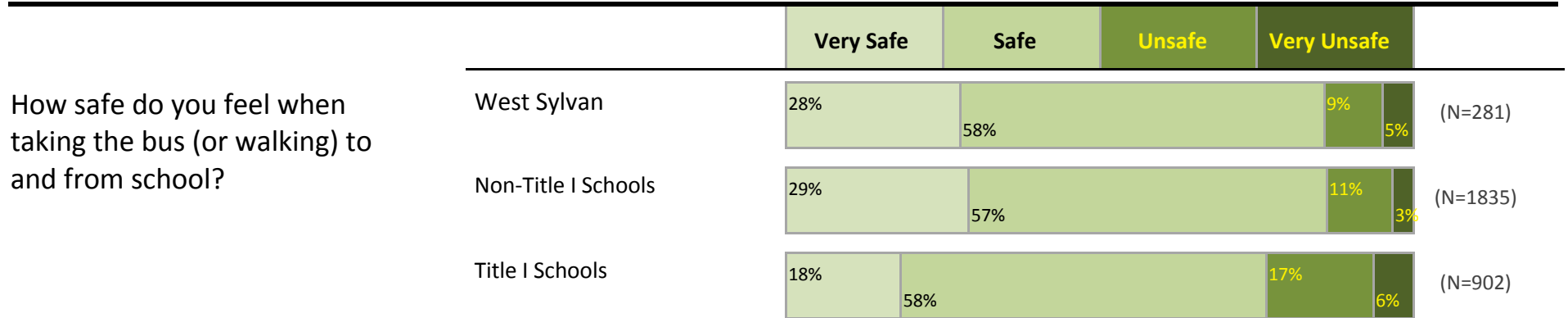
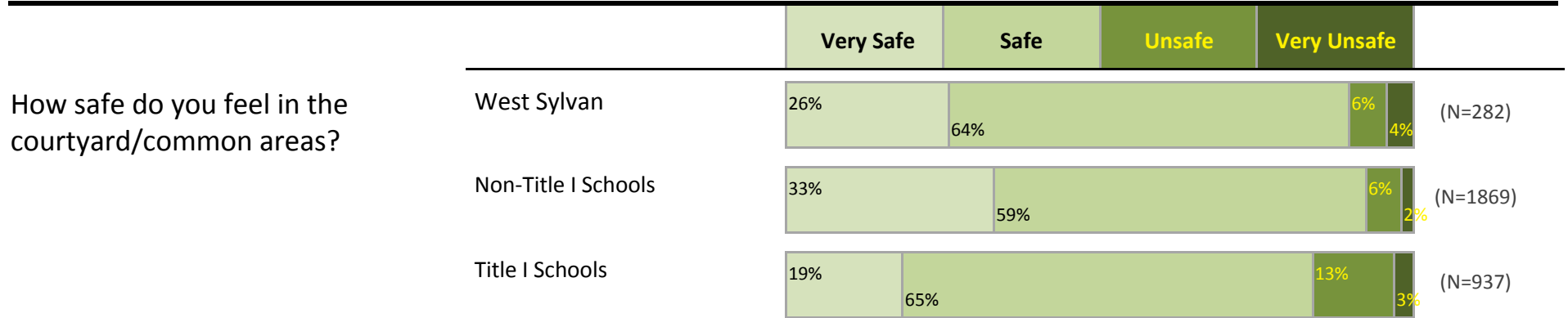

Portland Public Schools Successful Schools Survey Middle Grades Student Responses 2014-15

West Sylvan



Portland Public Schools Successful Schools Survey Middle Grades Student Responses 2014-15




West Sylvan



Portland Public Schools Successful Schools Survey

Middle Grades Student Responses 2014-15




West Sylvan



Portland Public Schools Successful Schools Survey

Middle Grades Student Responses 2014-15




West Sylvan



Portland Public Schools Successful Schools Survey




Middle Grades Student Responses 2014-15

West Sylvan



**Portland Public Schools Successful Schools Survey
Middle Grades Student Responses 2014-15**




West Sylvan



Portland Public Schools Successful Schools Survey




Middle Grades Student Responses 2014-15

West Sylvan






Portland Public Schools Successful Schools Survey Middle Grades Student Responses 2014-15

West Sylvan



Portland Public Schools Successful Schools Survey Middle Grades Student Responses 2014-15

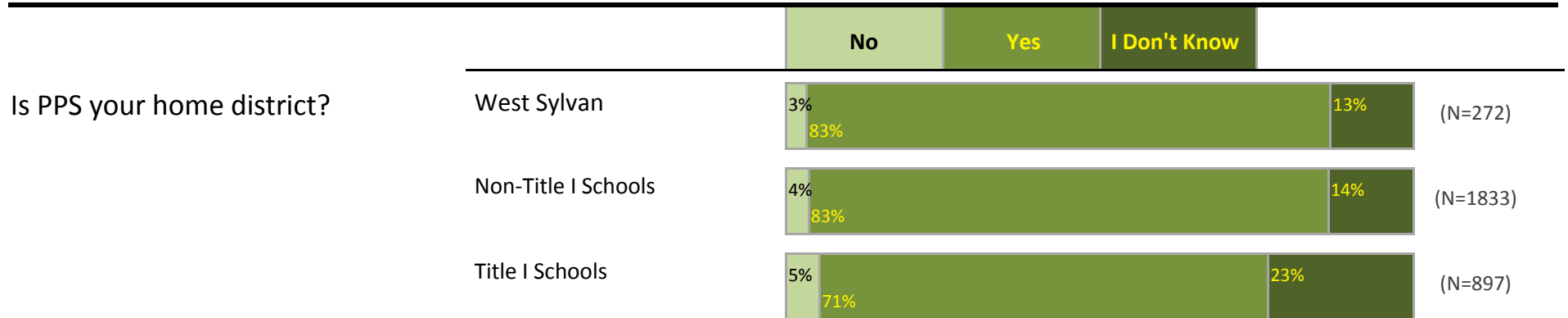


West Sylvan



Portland Public Schools Successful Schools Survey

Middle Grades Student Responses 2014-15




West Sylvan



Portland Public Schools Successful Schools Survey

Middle Grades Student Responses 2014-15

West Sylvan



Portland Public Schools Successful Schools Survey

Middle Grades Student Responses 2014-15

West Sylvan

Which of the following best describes you?

Total Students: 287

(Because students could select more than one category, totals will exceed 100%.)

Heterosexual (straight)	72%
Gay or Lesbian	3%
Bisexual	6%
Transgender	2%
Queer	2%
Not sure or Questioning	6%
Decline to respond	5%
Other	11%
Blank	10%

Are you in an optional program?

Access at Rose City Park	1
Chinese Immersion	4
Experiential Learning Environment	0
Japanese Immersion	1
Russian Immersion	1
Spanish Immersion	44
Special Focus - Arts	0
Special Focus - CTE	1
Special Focus - History	0
Special Focus - Science	1
Special Focus - Dual Credit	1
Special Focus - Environmental Studies	0
Vietnamese Immersion	1
Winterhaven Special Focus - Math and Science	0
Other	70

Portland Public Schools Successful Schools Survey

Middle Grades Student Responses 2014-15

West Sylvan

What races/ethnicities do you consider yourself?

Total Students: 287

(Because students could select more than one category, totals will exceed 100%.)

African American	6%
African	1%
Burundian	1%
Eritrean	1%
Ethiopian	1%
Somali	1%
Other African	2%
Other Black	
Caribbean Islands	1%
Other Black	1%
American Indian/Alaska Native	1%
Alaska Native	1%
Burns Paiute Tribe	1%
Confederated Tribes of the Coos, Lower Umpqua & Siuslaw Indians	1%
Confederated Tribes of the Grand Ronde Community of Oregon	1%
Confederated Tribes of Siletz Indians	1%
Confederated Tribes of the Umatilla Indian Reservation Indians	1%
Confederated Tribes of Warm Springs	1%
Coquille Indian Tribe	1%

American Indian/Alaska Native (continued)	
Cow Creek Band of Umpqua Tribe of Indians	1%
Klamath Tribes	1%
Other American Indian Tribe/Nation	3%
Native/Indigenous to Canada	1%
Asian	4%
Asian Indian	1%
Burmese	0%
Cambodian	0%
Chinese	3%
Filipino	1%
Hmong	1%
Japanese	2%
Karen	0%
Korean	2%
Laotian	1%
Mien	0%
Nepali	0%
Thai	1%
Tibetan	0%
Vietnamese	1%
Other Asian	3%

Portland Public Schools Successful Schools Survey

Middle Grades Student Responses 2014-15

West Sylvan

What races/ethnicities do you consider yourself?

Total Students: 287

(Because students could select more than one category, totals will exceed 100%.)

Hispanic/Latino	5%
Caribbean Islands	0%
Central American Countries	1%
Indigenous Mexican, Central American or South American	0%
Mexican	2%
South American Countries	2%
Other Hispanic/Latino	1%
Middle Eastern/North African	3%
Pacific Islander	0%
Chuukese	0%
Guamanian or Chamorro	1%
Micronesia	1%
Native Hawaiian	1%
Samoan	0%
Tongan	0%
Other Pacific Islander	1%
White	39%
Romanian	2%
Russian	5%
Ukrainian	2%
European Countries	30%
Other White	16%
Blank	9%