
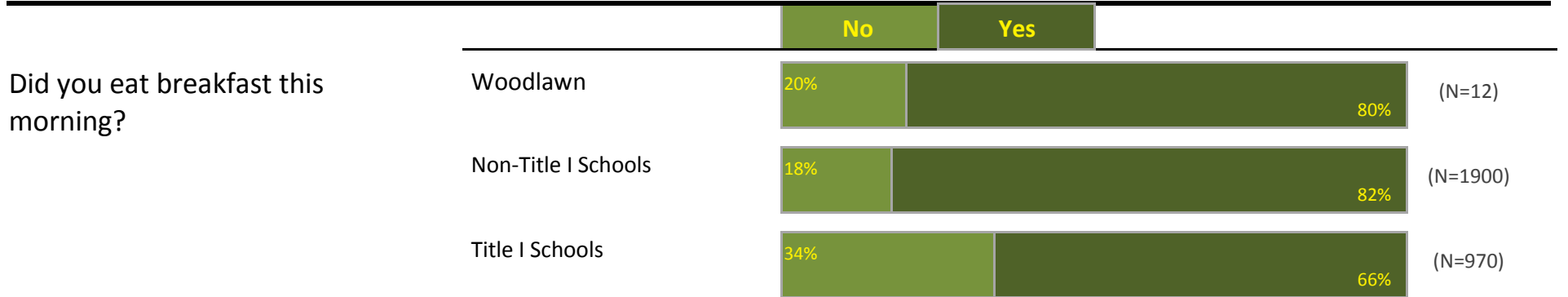
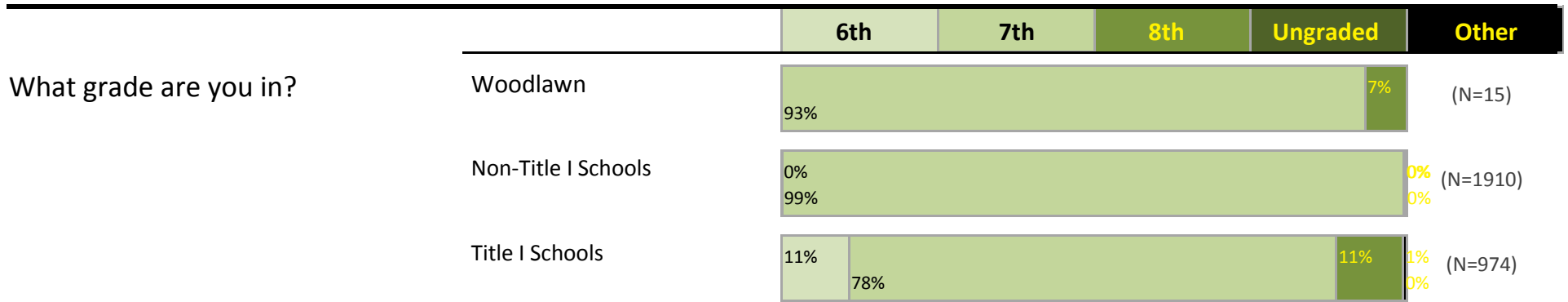


# Portland Public Schools Successful Schools Survey

## Middle Grades Student Responses 2014-15

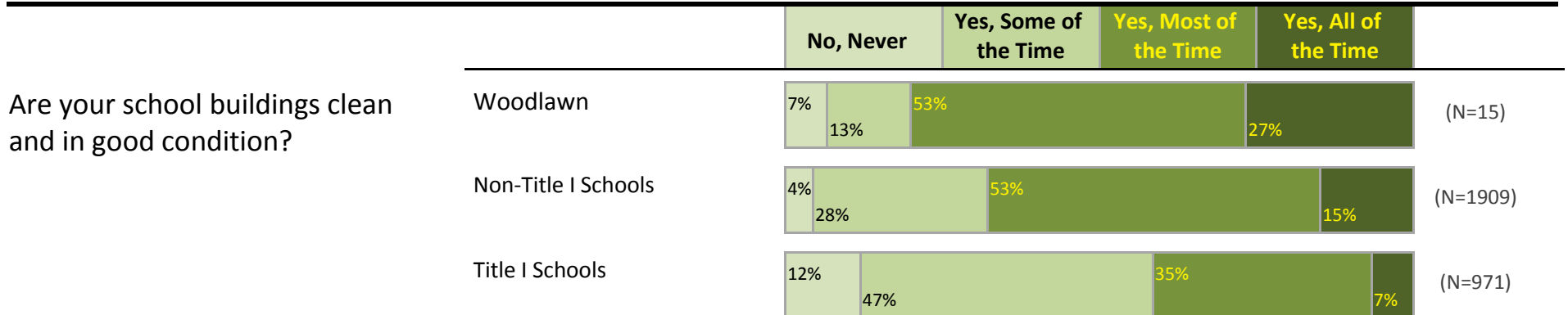
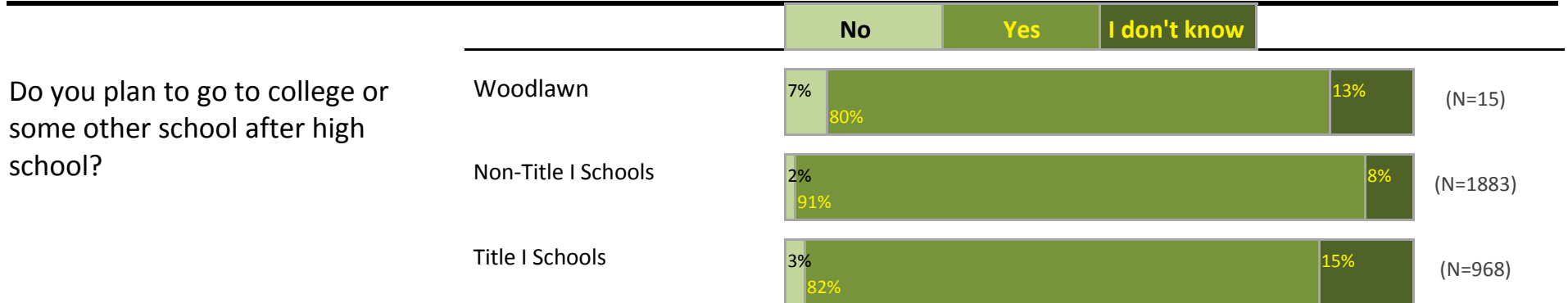
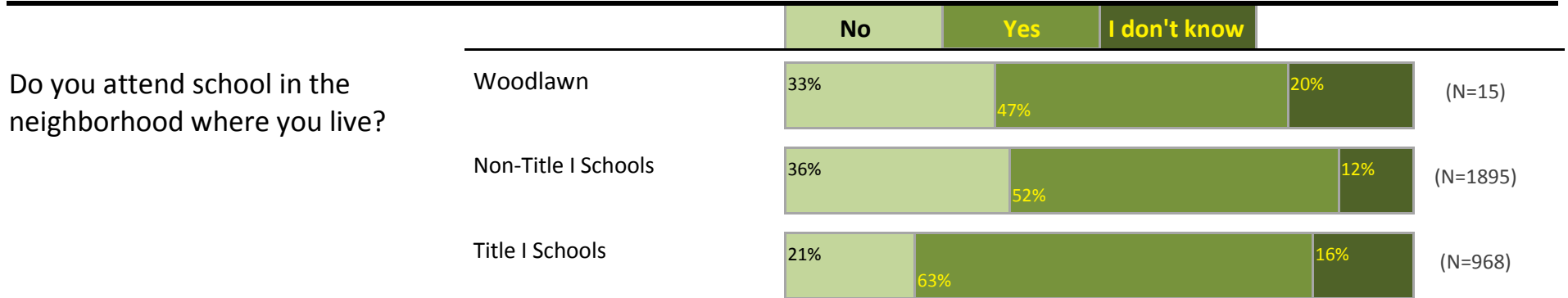
### Woodlawn



# Portland Public Schools Successful Schools Survey

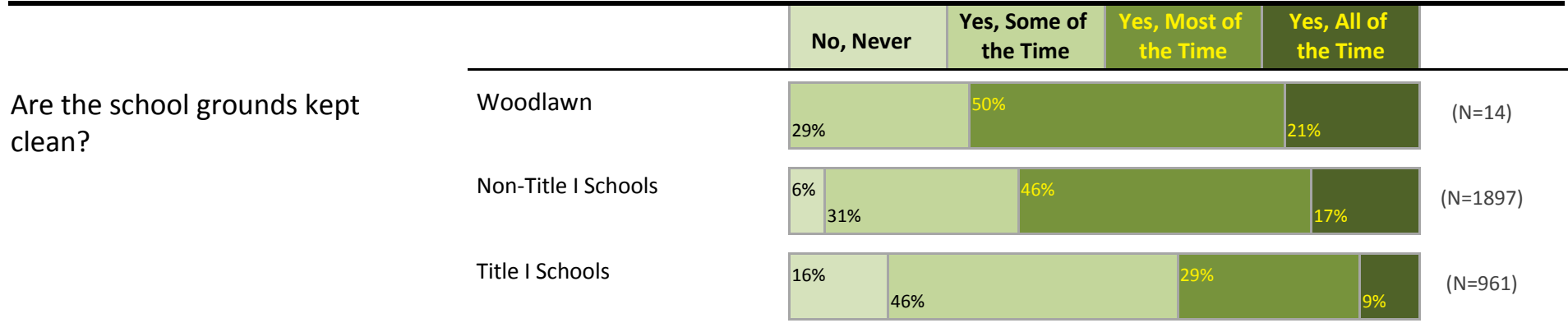
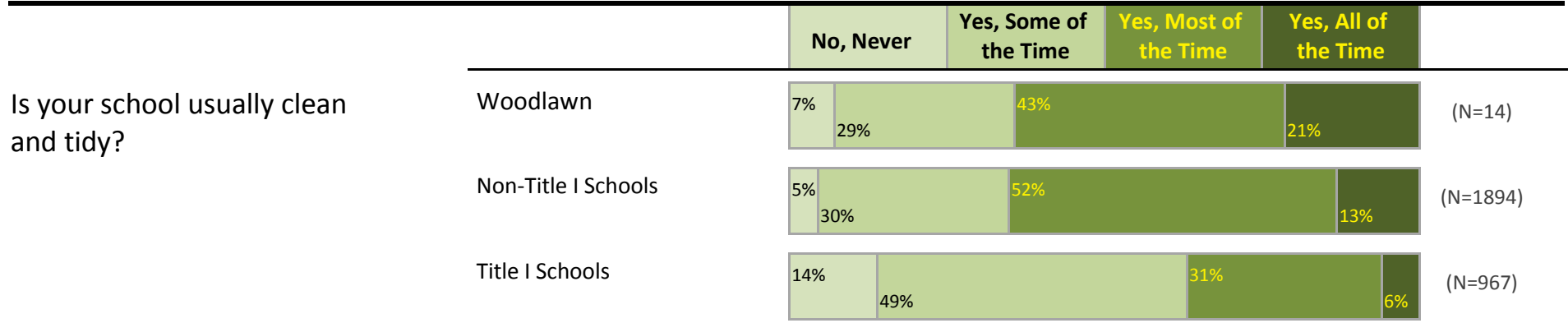
## Middle Grades Student Responses 2014-15

### Woodlawn



## Portland Public Schools Successful Schools Survey Middle Grades Student Responses 2014-15

### Woodlawn



**Portland Public Schools Successful Schools Survey  
Middle Grades Student Responses 2014-15**

**Woodlawn**

In the past 30 days, did you miss school for any of the following reasons?

Total Students: 15




(Because students could select more than one category, totals will exceed 100%.)

Does not apply, I didn't miss any school. ....	53%
Illness (feeling physically sick), including problems with breathing or your teeth. ....	40%
Felt very sad, hopeless, anxious, stressed, or angry. ....	13%
Didn't get enough sleep. ....	20%
Didn't feel safe at school. ....	0%
Had to work. ....	0%
Had to take care of or help a family member or friend. ....	20%
Wanted to spend time with friends who don't go to your school. ....	0%
Wanted to use alcohol or drugs. ....	0%
Were behind in schoolwork or weren't prepared for a test or class assignment. ....	0%
Were bored with or uninterested in school. ....	7%
Were suspended. ....	0%
Other reason. ....	7%
Blank ....	0%

# Portland Public Schools Successful Schools Survey



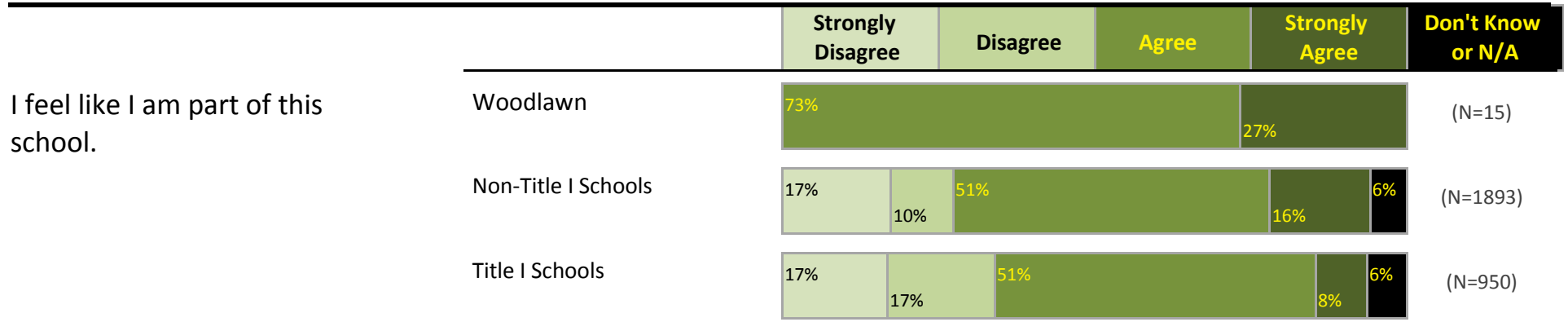
## Middle Grades Student Responses 2014-15

### Woodlawn





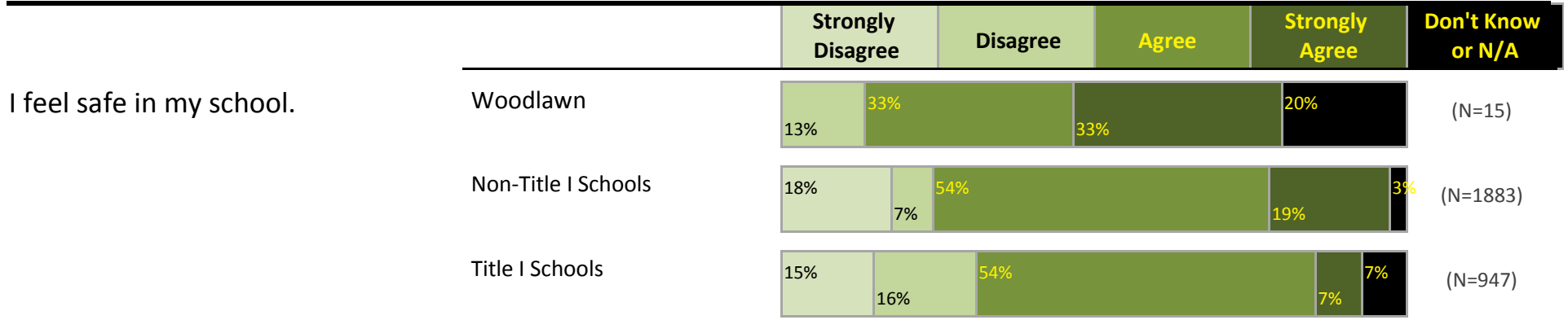
## Portland Public Schools Successful Schools Survey Middle Grades Student Responses 2014-15

### Woodlawn




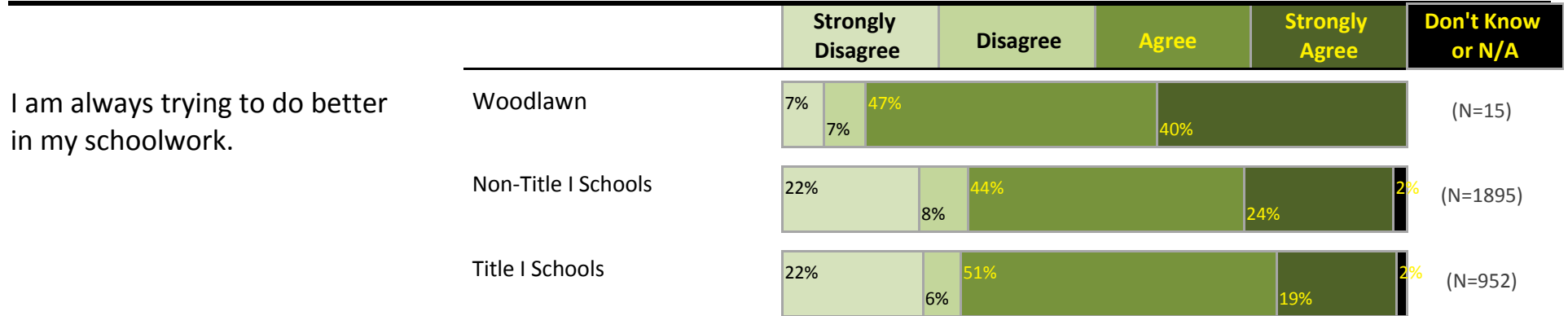
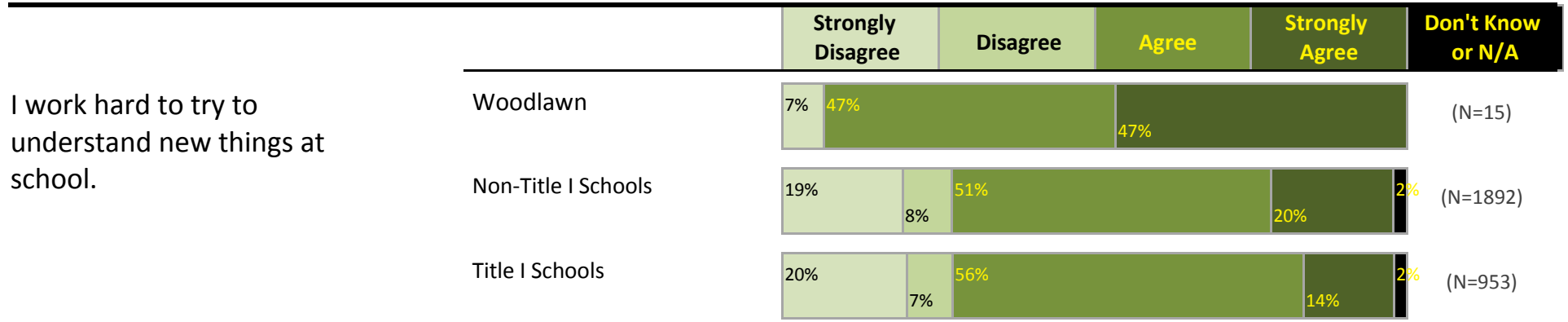
## Portland Public Schools Successful Schools Survey Middle Grades Student Responses 2014-15

### Woodlawn



## Portland Public Schools Successful Schools Survey Middle Grades Student Responses 2014-15




### Woodlawn





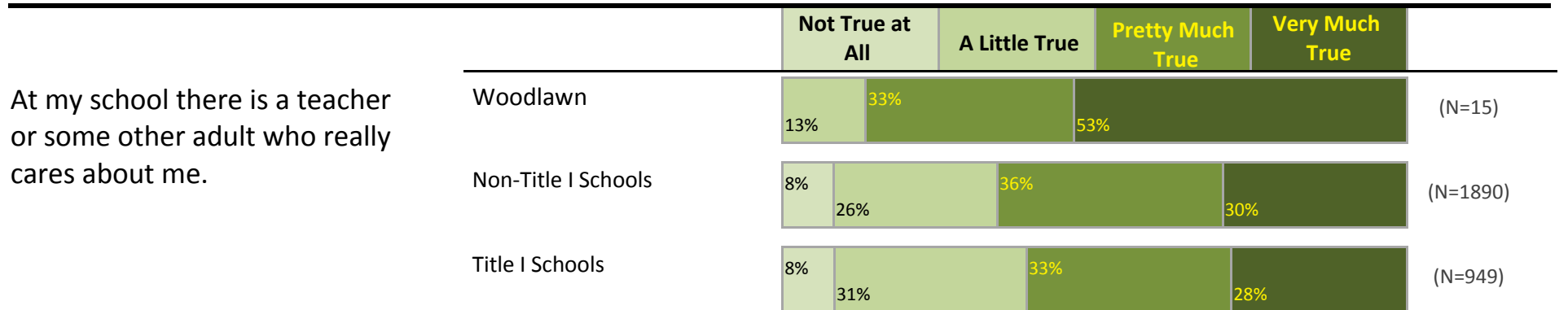


## Portland Public Schools Successful Schools Survey Middle Grades Student Responses 2014-15

### Woodlawn



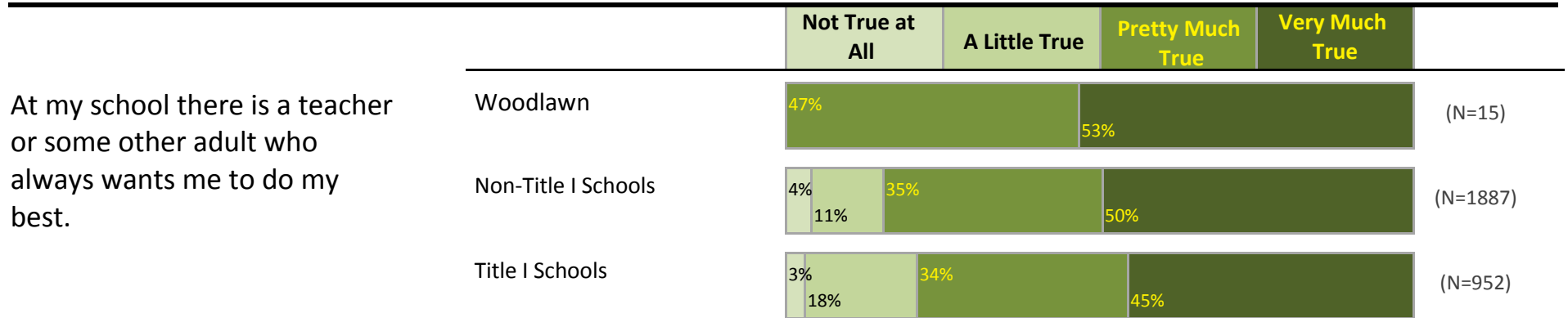

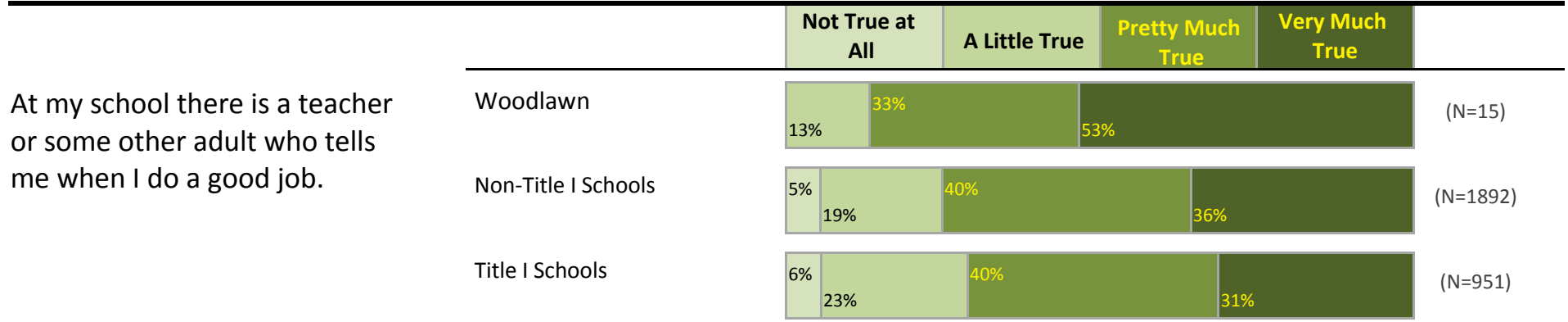
## Portland Public Schools Successful Schools Survey Middle Grades Student Responses 2014-15

### Woodlawn



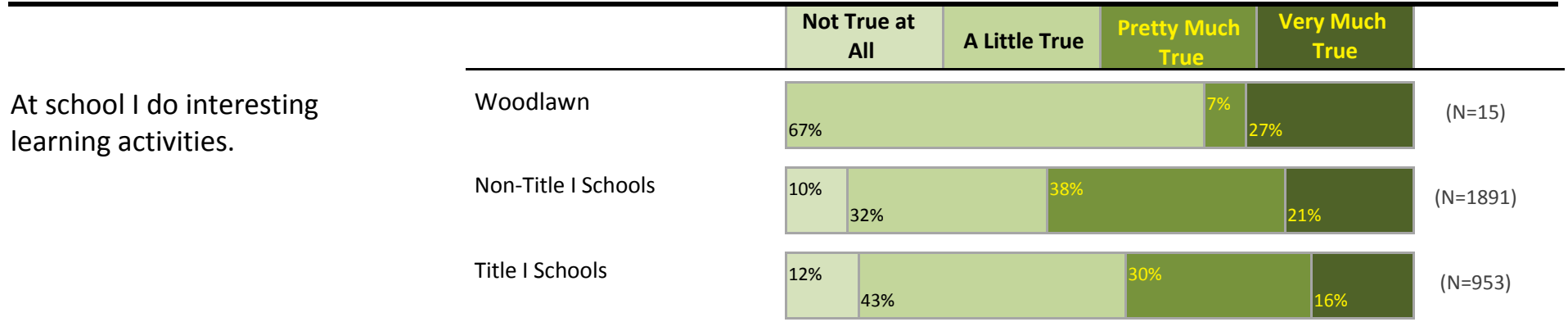
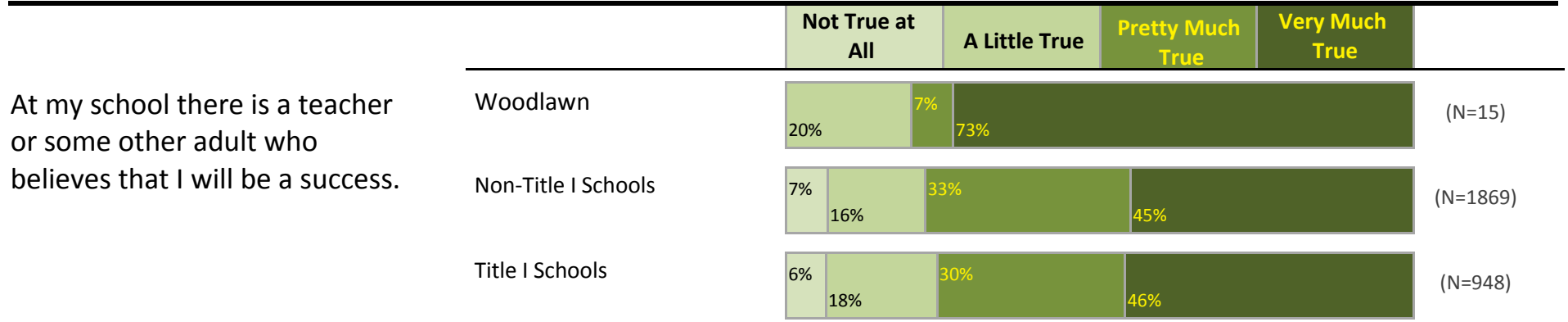
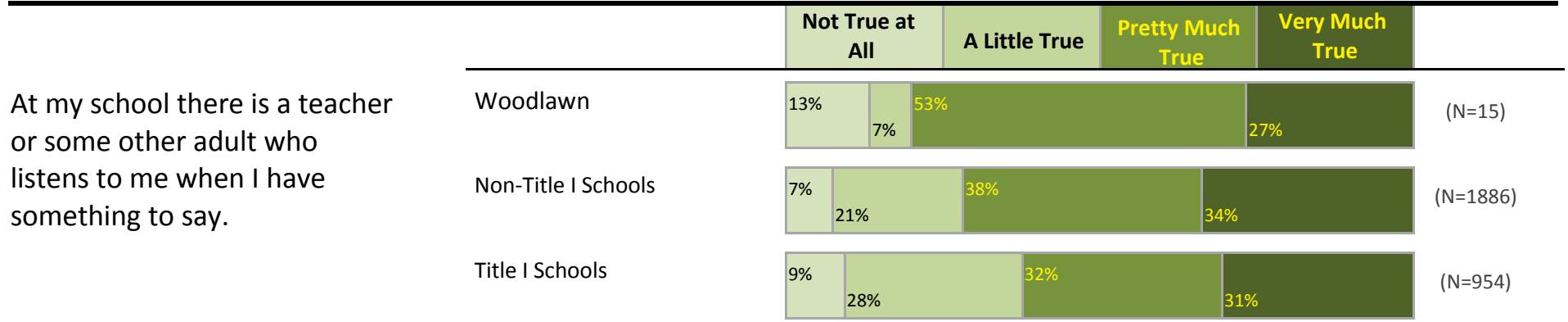
## Portland Public Schools Successful Schools Survey Middle Grades Student Responses 2014-15

### Woodlawn



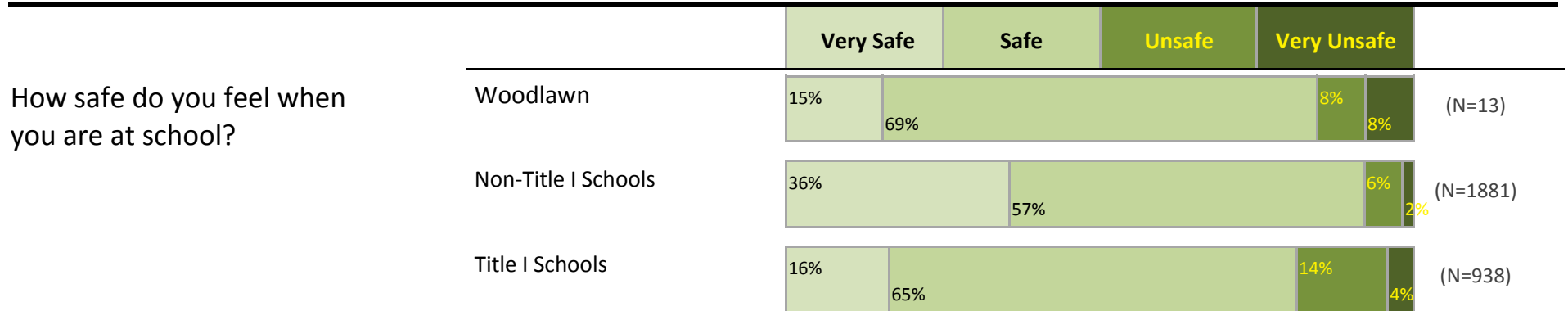
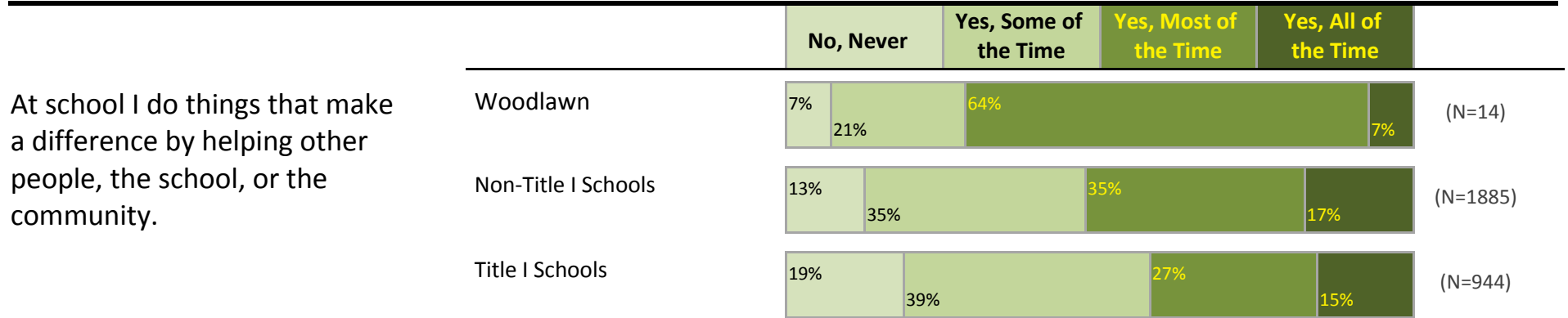

## Portland Public Schools Successful Schools Survey Middle Grades Student Responses 2014-15

### Woodlawn



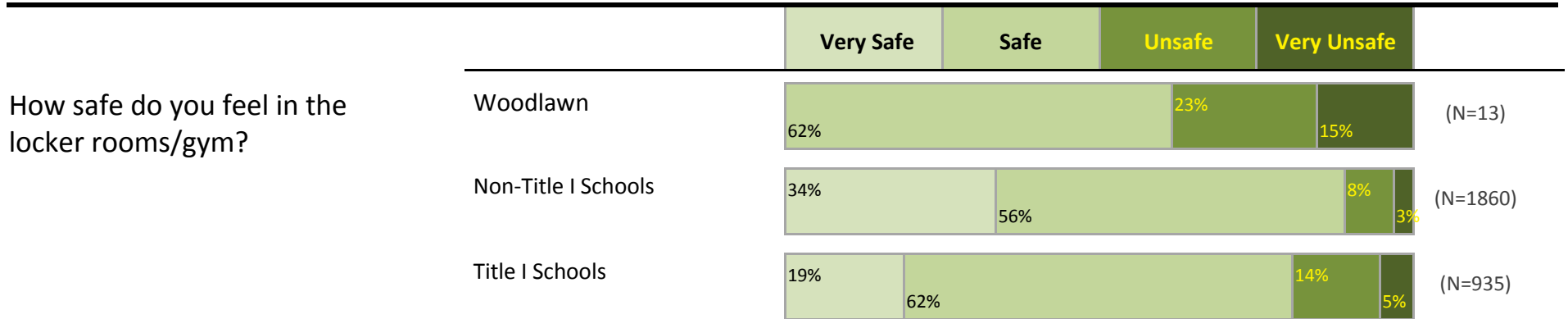
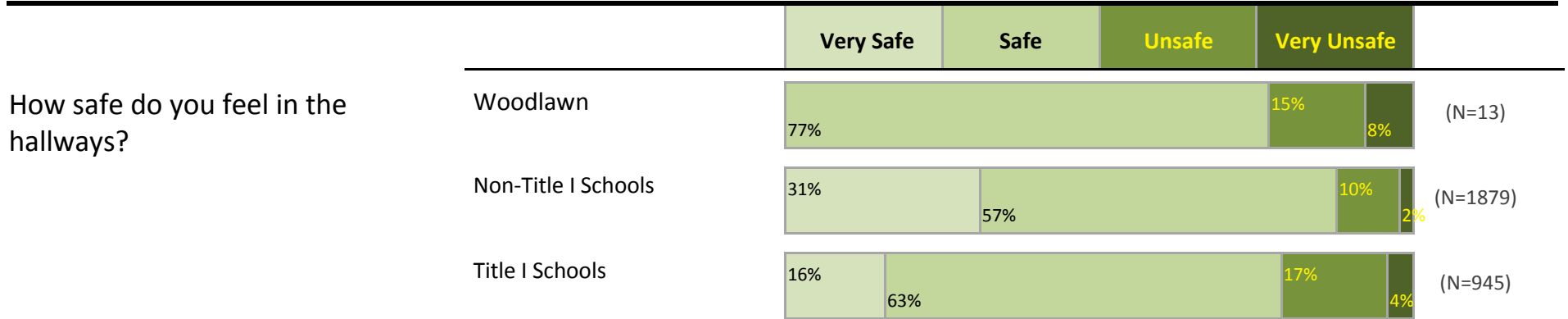

## Portland Public Schools Successful Schools Survey Middle Grades Student Responses 2014-15

### Woodlawn



## Portland Public Schools Successful Schools Survey Middle Grades Student Responses 2014-15




### Woodlawn



# Portland Public Schools Successful Schools Survey



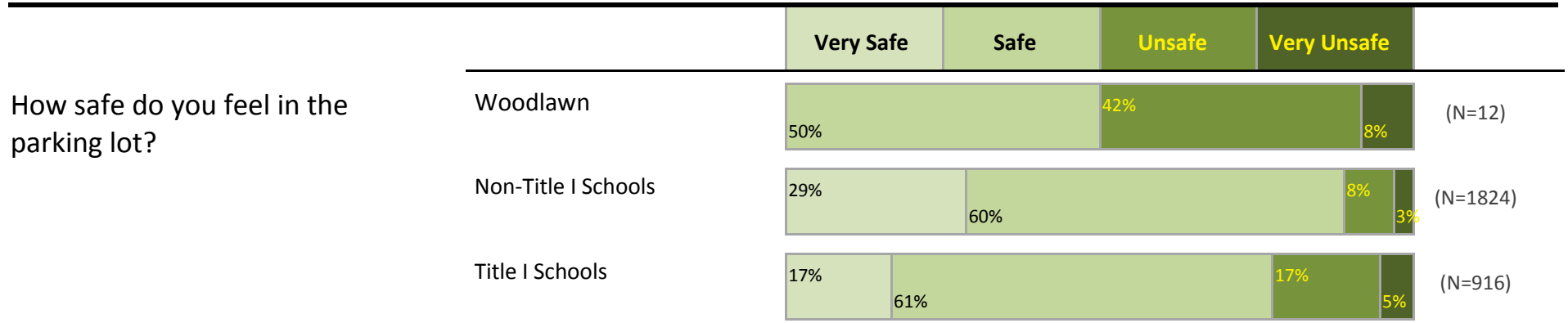
## Middle Grades Student Responses 2014-15

### Woodlawn



## Portland Public Schools Successful Schools Survey Middle Grades Student Responses 2014-15

### Woodlawn








# Portland Public Schools Successful Schools Survey




## Middle Grades Student Responses 2014-15

### Woodlawn






## Portland Public Schools Successful Schools Survey Middle Grades Student Responses 2014-15

### Woodlawn






## Portland Public Schools Successful Schools Survey Middle Grades Student Responses 2014-15

### Woodlawn






## Portland Public Schools Successful Schools Survey Middle Grades Student Responses 2014-15

### Woodlawn



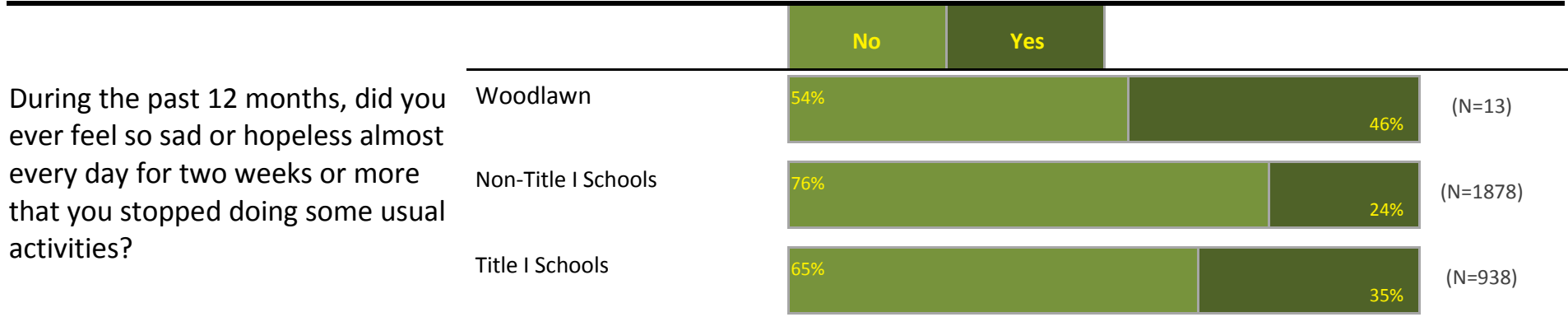


## Portland Public Schools Successful Schools Survey Middle Grades Student Responses 2014-15

### Woodlawn



**Portland Public Schools Successful Schools Survey  
Middle Grades Student Responses 2014-15**

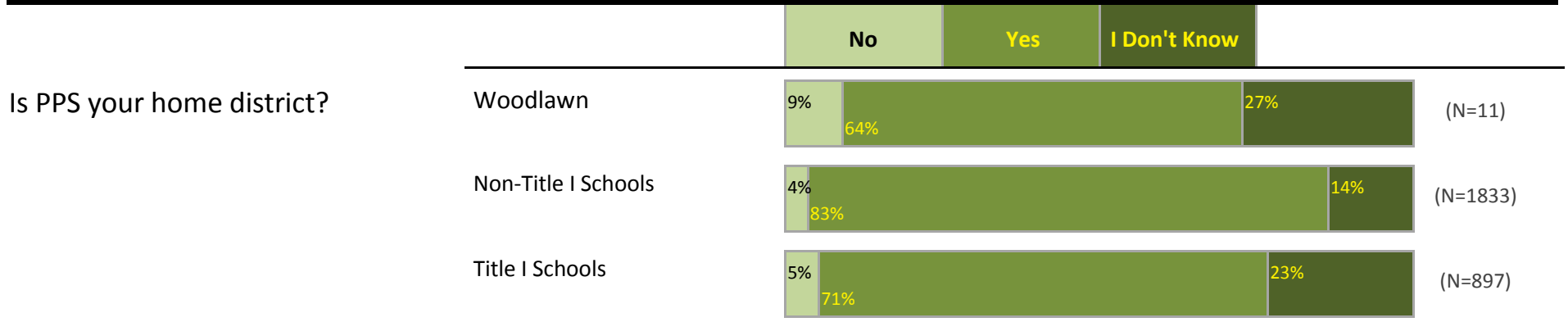


**Woodlawn**



# Portland Public Schools Successful Schools Survey

## Middle Grades Student Responses 2014-15

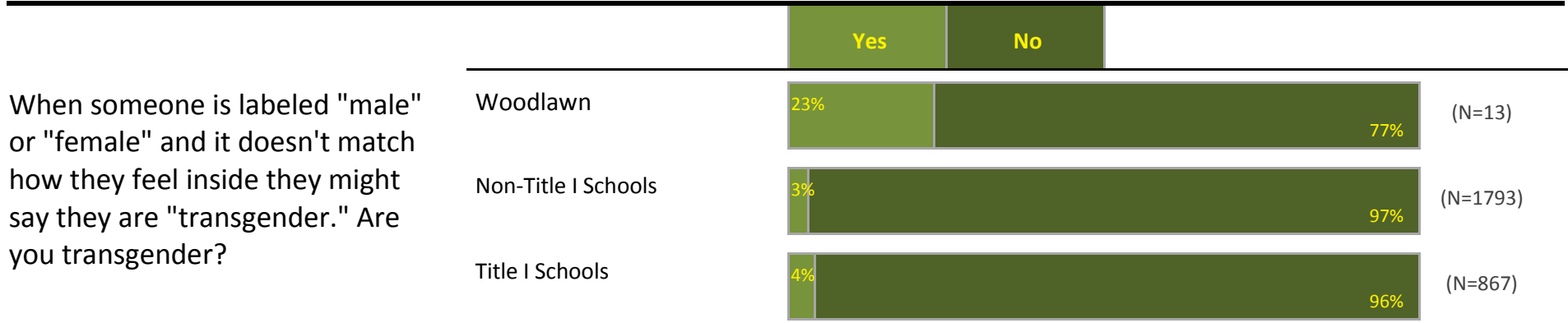

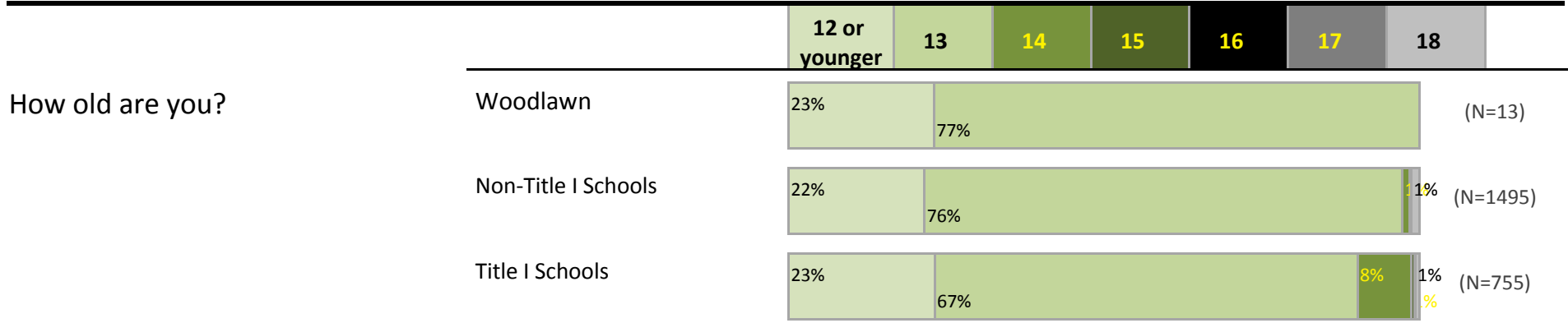
### Woodlawn



# Portland Public Schools Successful Schools Survey

## Middle Grades Student Responses 2014-15

### Woodlawn





# Portland Public Schools Successful Schools Survey

## Middle Grades Student Responses 2014-15

### Woodlawn

Which of the following best describes you?

Total Students: 15

(Because students could select more than one category, totals will exceed 100%.)

Heterosexual (straight)	40%
Gay or Lesbian	13%
Bisexual	7%
Transgender	0%
Queer	0%
Not sure or Questioning	7%
Decline to respond	7%
Other	27%
Blank	27%

Are you in an optional program?

Access at Rose City Park	0
Chinese Immersion	0
Experiential Learning Environment	0
Japanese Immersion	0
Russian Immersion	0
Spanish Immersion	1
Special Focus - Arts	1
Special Focus - CTE	0
Special Focus - History	0
Special Focus - Science	0
Special Focus - Dual Credit	0
Special Focus - Environmental Studies	0
Vietnamese Immersion	0
Winterhaven Special Focus - Math and Science	0
Other	2

# Portland Public Schools Successful Schools Survey

## Middle Grades Student Responses 2014-15

### Woodlawn

What races/ethnicities do you consider yourself?

Total Students: 15

*(Because students could select more than one category, totals will exceed 100%.)*

African American .....	40%
African .....	7%
Burundian .....	0%
Eritrean .....	0%
Ethiopian .....	0%
Somali .....	0%
Other African .....	0%
Other Black	
Caribbean Islands .....	0%
Other Black .....	0%
American Indian/Alaska Native .....	7%
Alaska Native .....	0%
Burns Paiute Tribe .....	0%
Confederated Tribes of the Coos, Lower Umpqua & Siuslaw Indians .....	0%
Confederated Tribes of the Grand Ronde Community of Oregon .....	0%
Confederated Tribes of Siletz Indians .....	0%
Confederated Tribes of the Umatilla Indian Reservation Indians .....	0%
Confederated Tribes of Warm Springs .....	0%
Coquille Indian Tribe .....	0%

American Indian/Alaska Native (continued)	
Cow Creek Band of Umpqua Tribe of Indians .....	0%
Klamath Tribes .....	0%
Other American Indian Tribe/Nation .....	0%
Native/Indigenous to Canada .....	0%
Asian .....	0%
Asian Indian .....	0%
Burmese .....	0%
Cambodian .....	0%
Chinese .....	0%
Filipino .....	0%
Hmong .....	0%
Japanese .....	0%
Karen .....	0%
Korean .....	0%
Laotian .....	0%
Mien .....	0%
Nepali .....	0%
Thai .....	0%
Tibetan .....	0%
Vietnamese .....	0%
Other Asian .....	0%

# Portland Public Schools Successful Schools Survey

## Middle Grades Student Responses 2014-15

### Woodlawn

What races/ethnicities do you consider yourself?

Total Students: 15

(Because students could select more than one category, totals will exceed 100%.)

Hispanic/Latino .....	13%
Caribbean Islands .....	0%
Central American Countries .....	0%
Indigenous Mexican, Central American or South American .....	0%
Mexican .....	0%
South American Countries .....	0%
Other Hispanic/Latino .....	0%
Middle Eastern/North African .....	0%
Pacific Islander .....	0%
Chuukese .....	0%
Guamanian or Chamorro .....	0%
Micronesia .....	0%
Native Hawaiian .....	0%
Samoan .....	0%
Tongan .....	0%
Other Pacific Islander .....	0%
White .....	20%
Romanian .....	0%
Russian .....	0%
Ukrainian .....	0%
European Countries .....	13%
Other White .....	7%
Blank .....	13%