

THE TREVOR PROJECT 

2022 National Survey on LGBTQ Youth Mental Health



Table of Contents

Introduction	3
Mental Health & Suicide Risk	5
Mental Health Care	11
Impact of Current Events	13
Unique Challenges	15
Ways to Support LGBTQ Youth	20
Sources of Joy	24
Methodology	25

Introduction

The Trevor Project's 2022 National Survey on LGBTQ Youth Mental Health demonstrates that rates of suicidal thoughts have trended upward among LGBTQ young people over the last three years, making our life-saving work all the more important.

Capturing the experiences of nearly 34,000 LGBTQ youth ages 13-24 across the United States, with 45% of respondents being LGBTQ youth of color and 48% being transgender or nonbinary, our fourth annual national survey is one of the most diverse surveys of LGBTQ youth ever conducted.

These data provide critical insights into some of the unique suicide risk factors faced by LGBTQ youth, top barriers to mental health care, and the negative impacts of COVID-19 and relentless anti-transgender legislation. This research also highlights several ways in which we can all support the LGBTQ young people in our lives — and help prevent suicide.

It's essential to emphasize that we still do not have known counts or registries of the LGBTQ youth population — and comprehensive, intersectional data on LGBTQ youth mental health outcomes remain limited. So our annual national survey strives to fill in these gaps and amplify the experiences of young LGBTQ people, a marginalized group consistently found to be at significantly increased risk for suicide because of how they are mistreated and stigmatized in society.

We hope these data and trends will be used by fellow researchers, policymakers, and youth-serving organizations to advance policies and practices that better support LGBTQ youth around the globe and work to end the public health crisis of suicide.

Over the next year, The Trevor Project will release new data from this diverse, national sample in the form of research briefs and research reports on a wide variety of topics related to LGBTQ youth mental health and suicide prevention. And as always, we will continue to do all we can to advocate for LGBTQ-inclusive policies, raise public awareness and acceptance, and be there for every single LGBTQ young person who needs help or support, 24/7.

Amit Paley (he/him)
CEO & Executive Director



Key Findings

45% of LGBTQ youth seriously considered attempting suicide in the past year.



Nearly 1 in 5 transgender and nonbinary youth attempted suicide and LGBTQ youth of color reported higher rates than their white peers.

LGBTQ youth who felt high social support from their family reported attempting suicide at **less than half the rate** of those who felt low or moderate social support.

Fewer than 1 in 3 transgender and nonbinary youth found their home to be gender-affirming.

LGBTQ youth who found their school to be LGBTQ-affirming reported **lower rates of attempting suicide**.

60% of LGBTQ youth who wanted mental health care in the past year were not able to get it.



LGBTQ youth who live in a community that is accepting of LGBTQ people reported **significantly lower rates of attempting suicide** than those who do not.

Mental Health & Suicide Risk

LGBTQ youth are not inherently prone to suicide risk because of their sexual orientation or gender identity but rather placed at higher risk because of how they are mistreated and stigmatized in society.



Suicide Risk

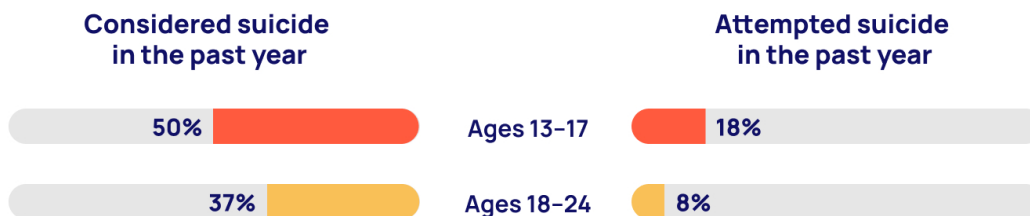
45% of LGBTQ youth seriously considered suicide in the past year

including more than half of transgender and nonbinary youth (53%) and 1 in 3 cisgender youth (33%).

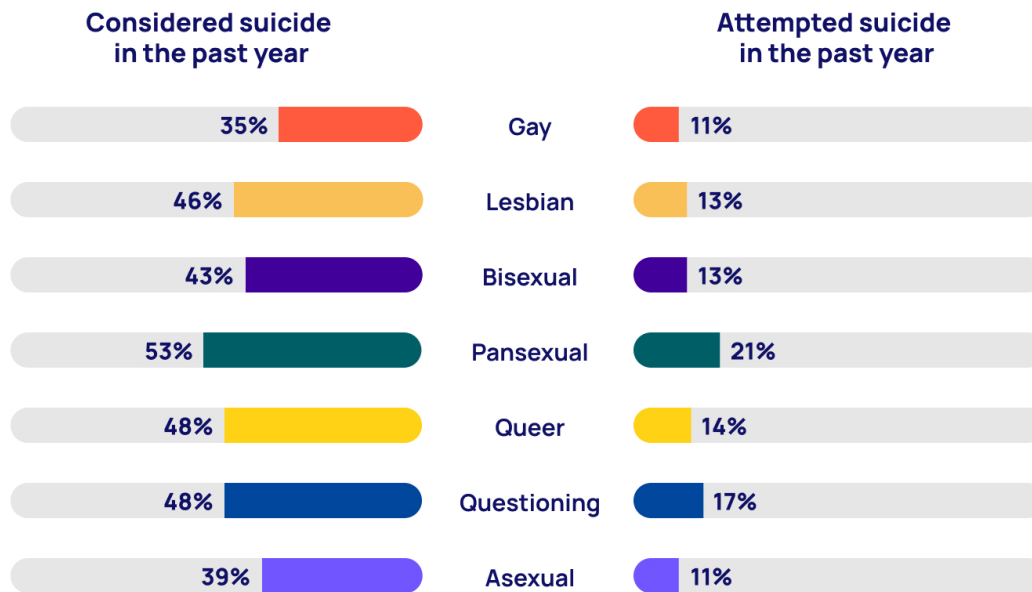
14% of LGBTQ youth attempted suicide in the past year

including nearly 1 in 5 transgender and nonbinary youth (19%) and nearly 1 in 10 cisgender youth (9%).

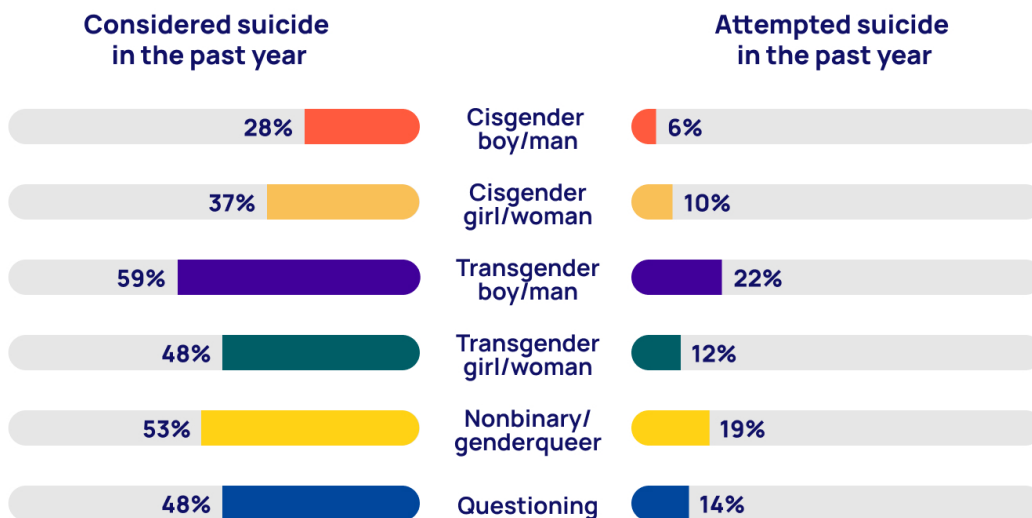
Rates of considered and attempted suicide among LGBTQ youth by age



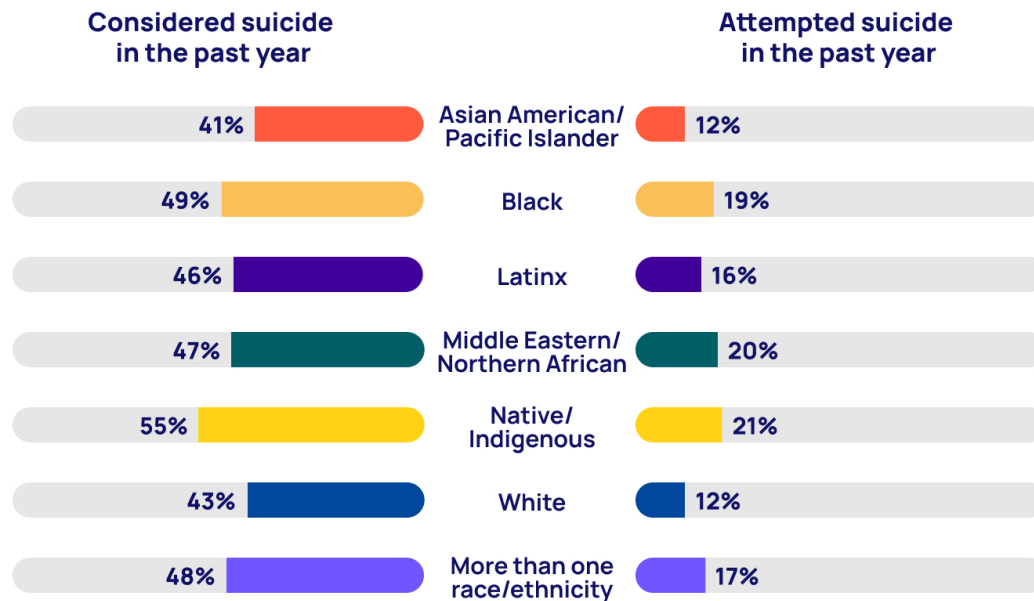
Rates of considered and attempted suicide among LGBTQ youth by sexual orientation



Rates of considered and attempted suicide among LGBTQ youth by gender identity



Rates of considered and attempted suicide among LGBTQ youth by race/ethnicity



12% of white youth attempted suicide in the past year

compared to...

21% of Native/ Indigenous youth

20% of Middle Eastern/ Northern African youth

19% of Black youth

17% of Multiracial youth

16% of Latinx youth

12% of Asian American/ Pacific Islander youth

“

Although our data continue to show high rates of mental health and suicide risk among LGBTQ young people, it is crucial to note that these rates vary widely based on the way LGBTQ youth are treated.

Dr. Myeshia Price (she/her or they/them)
Senior Research Scientist, The Trevor Project

”

Anxiety & Depression

73% of LGBTQ youth reported experiencing symptoms of anxiety

including more than three-quarters of transgender and nonbinary youth (78%) and nearly two-thirds of cisgender youth (65%).

58% of LGBTQ youth reported experiencing symptoms of depression

including nearly two-thirds of transgender and nonbinary youth (65%) and nearly half of cisgender youth (47%).

Anxiety & depression symptoms reported among LGBTQ youth by age

Experienced symptoms of anxiety



Ages 13-17

Experienced symptoms of depression



Ages 18-24



Anxiety & depression symptoms reported among LGBTQ youth by sexual orientation

Experienced symptoms of anxiety



Gay



Lesbian



Bisexual



Pansexual



Queer



Questioning

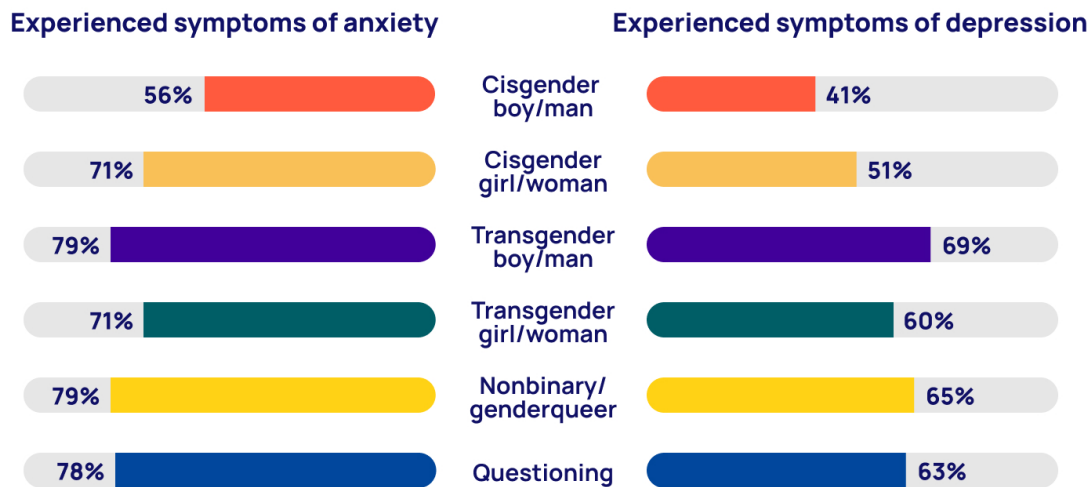


Asexual

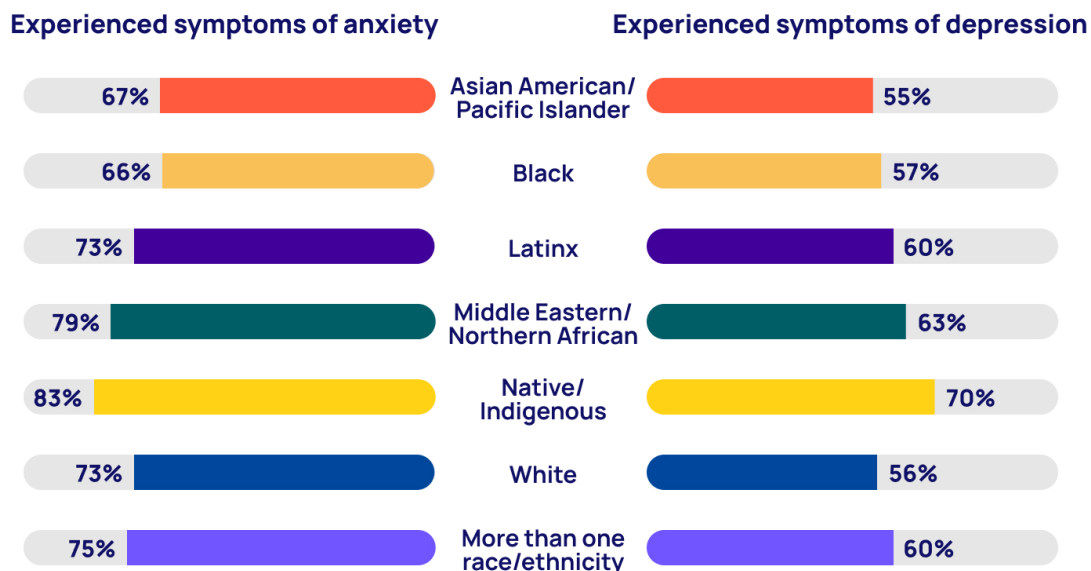
Experienced symptoms of depression



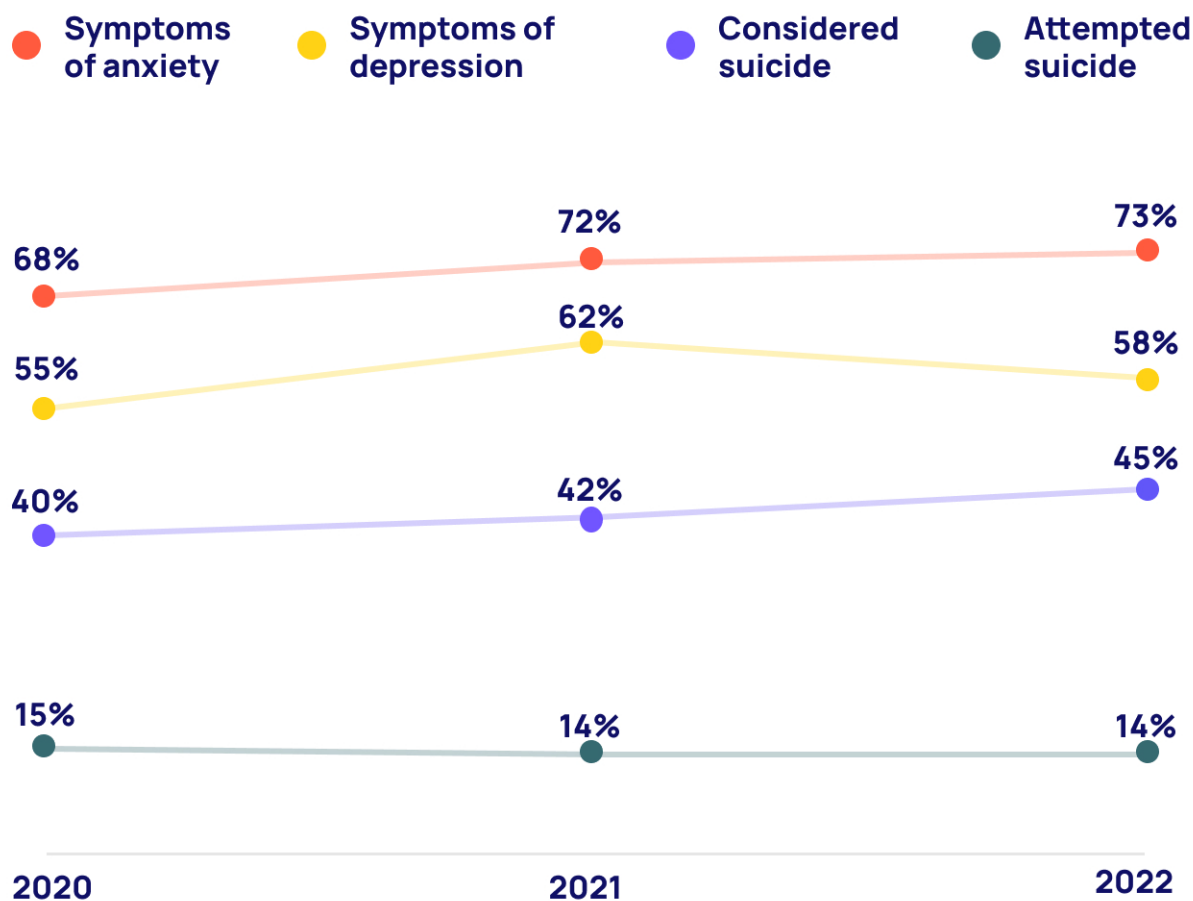
Anxiety & depression symptoms reported among LGBTQ youth by gender identity



Anxiety & depression symptoms reported among LGBTQ youth by race/ethnicity



Trends in LGBTQ youth mental health & suicide risk from 2020-2022



Mental Health Care

Despite the prevalence of anxiety, depression, and suicide risk among LGBTQ youth, a majority could not access the mental health care they desired.



Access to Care

Among all LGBTQ youth, 82% wanted mental health care and 18% did not.

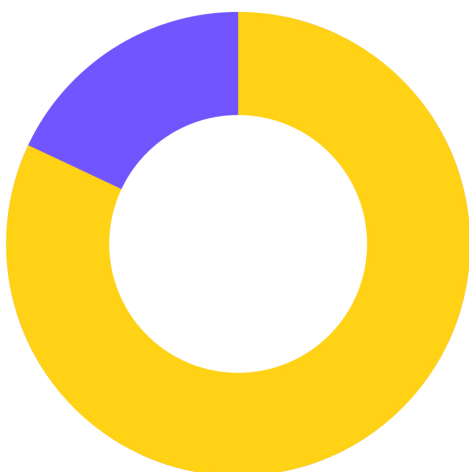
60% of LGBTQ youth who wanted mental health care in the past year were not able to get it

including nearly 3 in 5 transgender and nonbinary youth (58%) and more than 3 in 5 cisgender youth (62%).

Desire for and access to mental health care

Desire for mental health care

82% Wanted care
18% Didn't want care

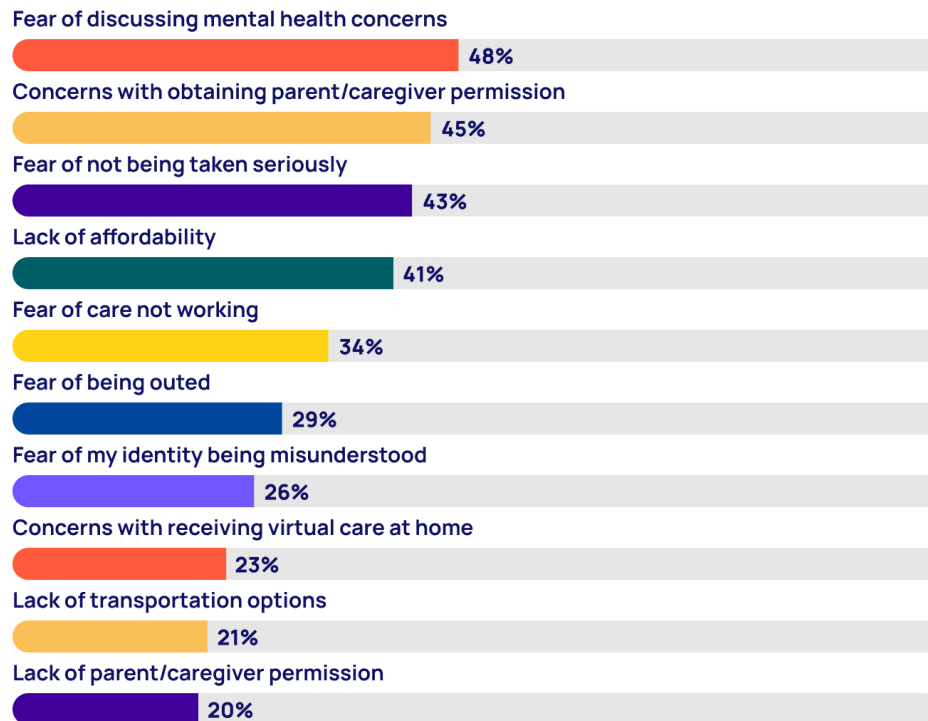


Access to mental health care


60% Wanted but did not receive care
40% Wanted and received care



LGBTQ youth who wanted mental health care but were unable to get it cited the following top ten reasons



LGBTQ youth who did not feel care providers would understand their culture by race/ethnicity



Impact of Current Events

The COVID-19 pandemic and record wave of anti-transgender legislation continue to negatively impact LGBTQ youth's mental health.



COVID-19

56% of LGBTQ youth reported that their mental health was poor most of the time or always due to the COVID-19 pandemic

including more than 3 in 5 transgender and nonbinary youth (62%) and nearly half of cisgender youth (49%).

LGBTQ youth who reported that their mental health was “poor” most of the time or always due to the COVID-19 pandemic

Ages 13–17



Ages 18–24



“


Recent political attacks aimed at transgender and nonbinary youth have not only threatened their access to health care, support systems, and affirming spaces at school, they’ve also negatively impacted their mental health.

Dr. Jonah DeChants (he/him)
Research Scientist, The Trevor Project


”

LGBTQ youth who reported a close family member or friend died due to COVID-19

Asian American/Pacific Islander




Black



Latinx




Middle Eastern/Northern African



Native/Indigenous



White



More than one race/ethnicity



Anti-Transgender Legislation

93% of transgender and nonbinary youth said that they have worried about transgender people being denied access to gender-affirming medical care due to state or local laws.

91% of transgender and nonbinary youth said that they have worried about transgender people being denied access to the bathroom due to state or local laws.

83% of transgender and nonbinary youth said that they have worried about transgender people being denied the ability to play sports due to state or local laws.

Unique Challenges

LGBTQ youth who experienced anti-LGBTQ victimization — including being physically threatened or harmed, discriminated against, or subjected to conversion therapy — reported more than twice the rate of attempting suicide in the past year compared to those who did not have any of these anti-LGBTQ experiences.



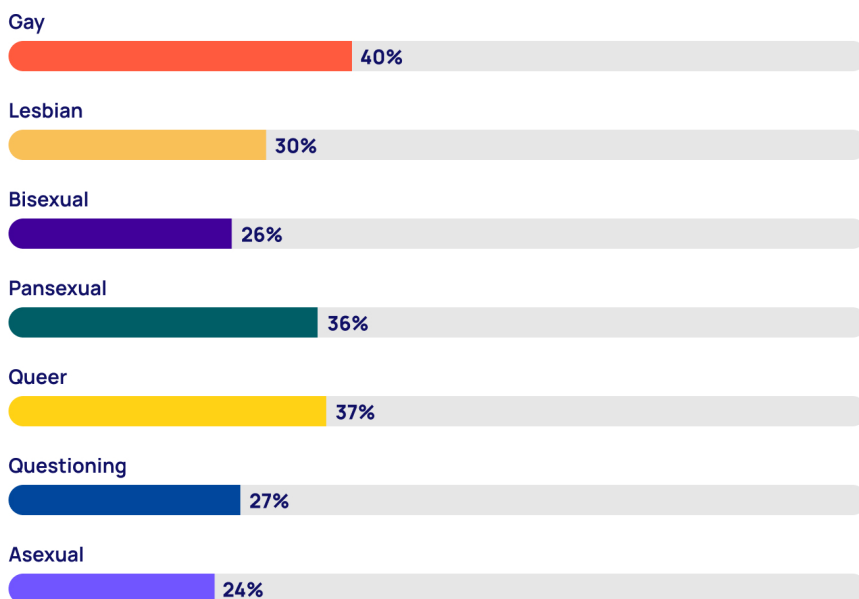
Physical Harm

36% of LGBTQ youth reported that they have been physically threatened or harmed due to either their sexual orientation or gender identity.

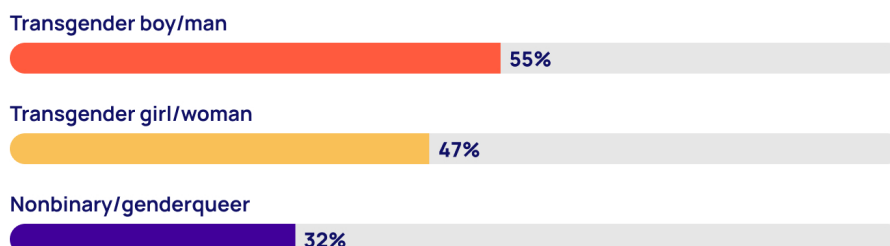
31% of LGBTQ youth reported that they have been physically threatened or harmed due to their sexual orientation.

37% of transgender and nonbinary youth reported that they have been physically threatened or harmed due to their gender identity.

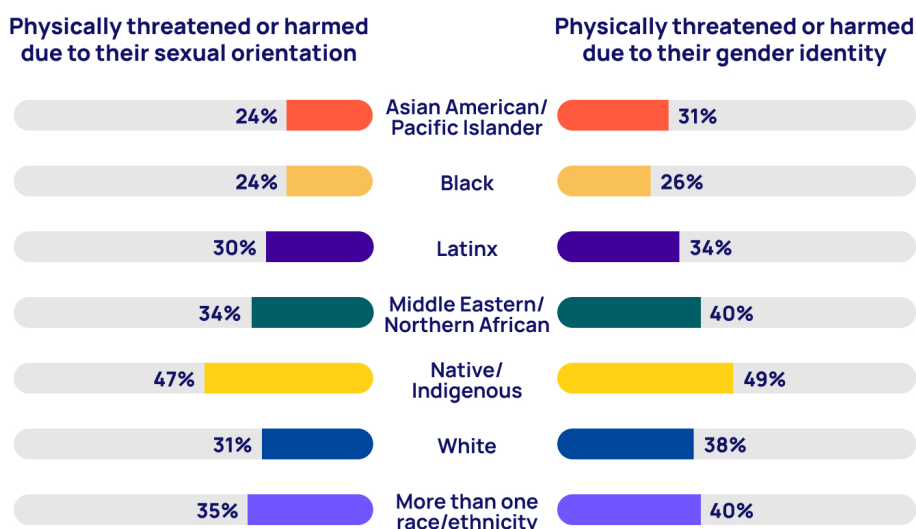
Rates of LGBTQ youth who have been physically threatened or harmed due to their sexual orientation



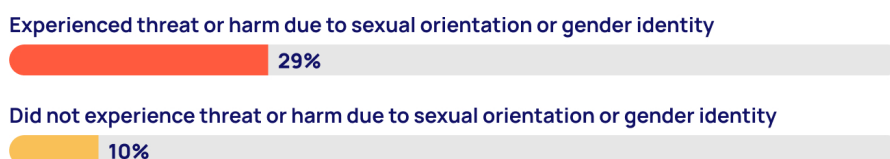
Rates of transgender and nonbinary youth who have been physically threatened or harmed due to their gender identity



Rates of LGBTQ youth who have been physically threatened or harmed by race/ethnicity



LGBTQ youth who attempted suicide in the past year, comparison across those who have ever been physically threatened or harmed due to either their sexual orientation or gender identity





We must recognize that LGBTQ young people face stressors simply for being who they are that their peers never have to worry about.

Amit Paley (he/him)
CEO & Executive Director, The Trevor Project



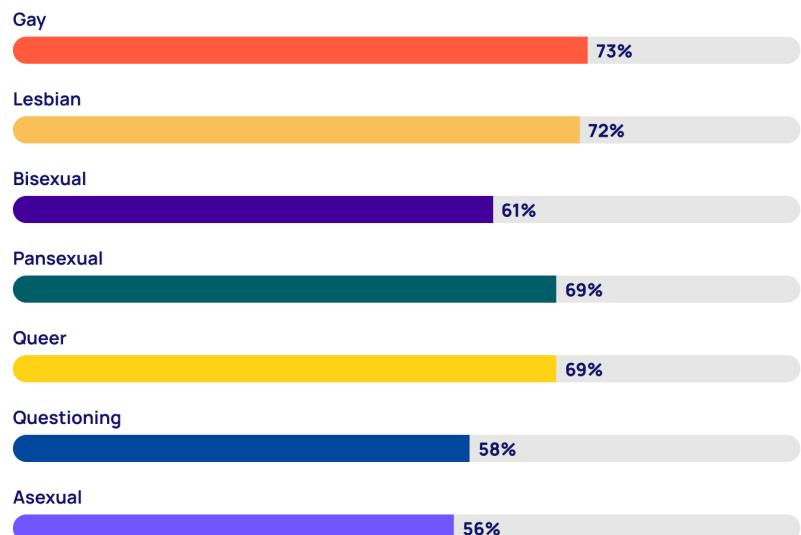
Discrimination

73% of LGBTQ youth reported that they have experienced discrimination based on their sexual orientation or gender identity at least once in their lifetime.

65% of LGBTQ youth reported that they have experienced discrimination based on their sexual orientation.

71% of transgender and nonbinary youth reported that they have experienced discrimination based on their gender identity.

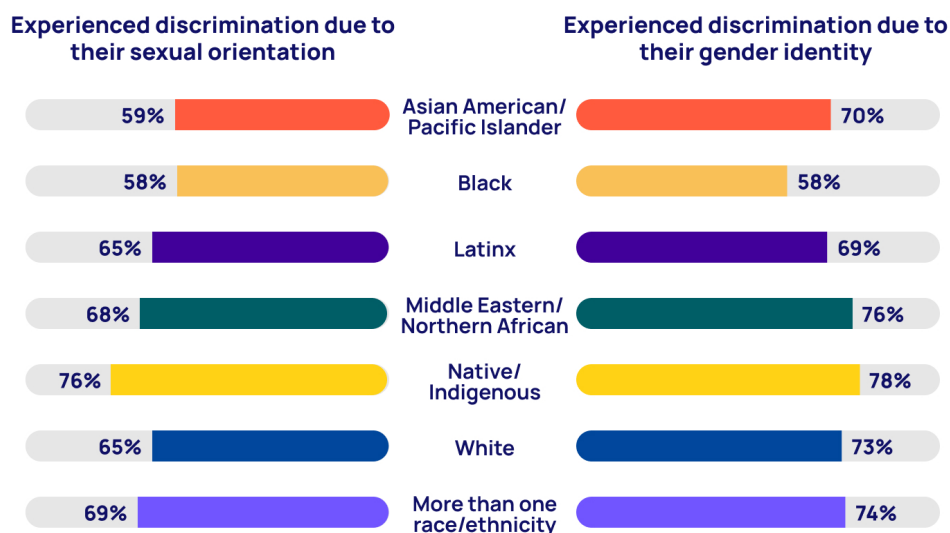
Rates of LGBTQ youth who have experienced discrimination due to their sexual orientation



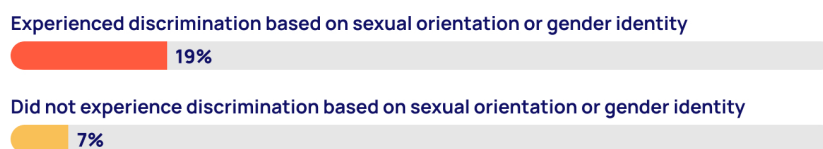
Rates of transgender and nonbinary youth who have experienced discrimination due to their gender identity



Rates of LGBTQ youth who have experienced discrimination by race/ethnicity



LGBTQ youth who attempted suicide in the past year, comparison across those who have ever experienced discrimination



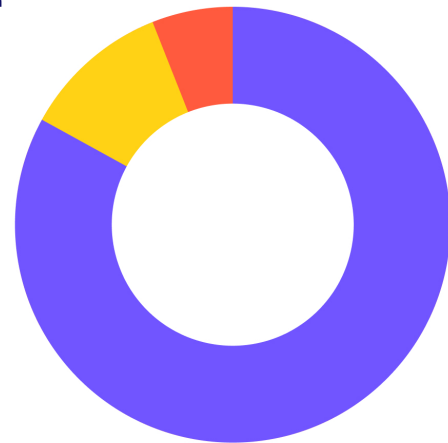
Conversion Therapy

17% of LGBTQ youth reported being threatened with or subjected to conversion therapy

including more than 1 in 5 transgender and nonbinary youth (22%) and more than 1 in 10 cisgender youth (11%).

LGBTQ youth who reported being threatened with or subjected to conversion therapy

83% Not subjected to or threatened with conversion therapy
11% Threatened with conversion therapy
6% Subjected to conversion therapy



“


Conversion therapy has been consistently associated with negative mental health outcomes and greater risk for suicide. That's why this so-called 'therapy' is widely opposed by all major medical and mental health organizations, and why it is a major focus of The Trevor Project's advocacy work.

Amit Paley (he/him)
CEO & Executive Director, The Trevor Project

”

LGBTQ youth who attempted suicide in the past year, comparison across those subjected to conversion therapy


Subjected to conversion therapy



Threatened with conversion therapy



Not subjected to or threatened with conversion therapy



Ways to Support the LGBTQ Youth in Your Life

LGBTQ youth who lived in an accepting community, had access to LGBTQ-affirming spaces, and/or felt high social support from family and friends reported significantly lower rates of attempting suicide in the past year.




Access to Affirming Homes & Schools

LGBTQ youth who live in a community that is accepting of LGBTQ people reported significantly lower rates of attempting suicide compared to those who do not.

Nearly 2 in 5 LGBTQ youth reported living in a community that is somewhat or very unaccepting of LGBTQ people.

LGBTQ youth who identified home or school as an LGBTQ-affirming space

Identified home as an LGBTQ-affirming space



Identified school as an LGBTQ-affirming space



Transgender and nonbinary youth who identified home or school as a gender-affirming space

Identified home as a gender-affirming space



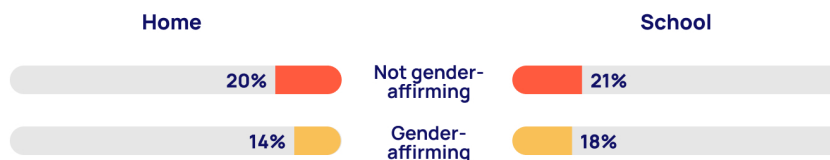
Identified school as a gender-affirming space



LGBTQ youth who attempted suicide in the past year, comparison across access to LGBTQ-affirming spaces



Transgender and nonbinary youth who attempted suicide in the past year, comparison across access to gender-affirming spaces

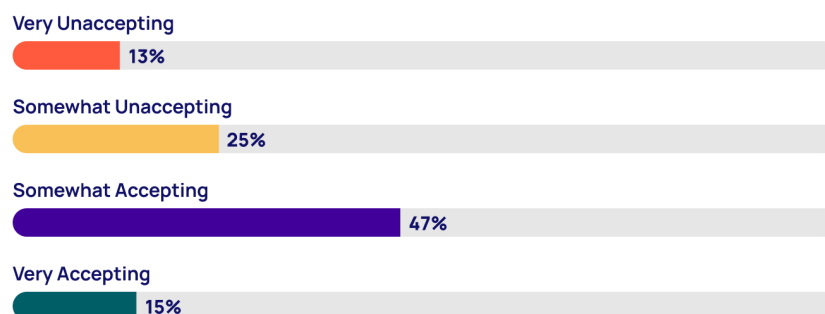


These findings emphasize the wide range of experiences and identities held by LGBTQ young people across the country, as well as the clear need to break down barriers to care and promote acceptance at the local level to help save young LGBTQ lives.

Dr. Myeshia Price (she/her or they/them)
Senior Research Scientist, The Trevor Project



Reports of community acceptance of LGBTQ people among LGBTQ youth



Suicide attempt rate by community acceptance of LGBTQ people



The Importance of LGBTQ Representation & Advocacy

89% of LGBTQ youth reported that seeing LGBTQ representation in TV/ movies made them feel good about being LGBTQ.

LGBTQ youth also reported feeling good about being LGBTQ when...

79% musicians come out as LGBTQ

74% other celebrities come out as LGBTQ

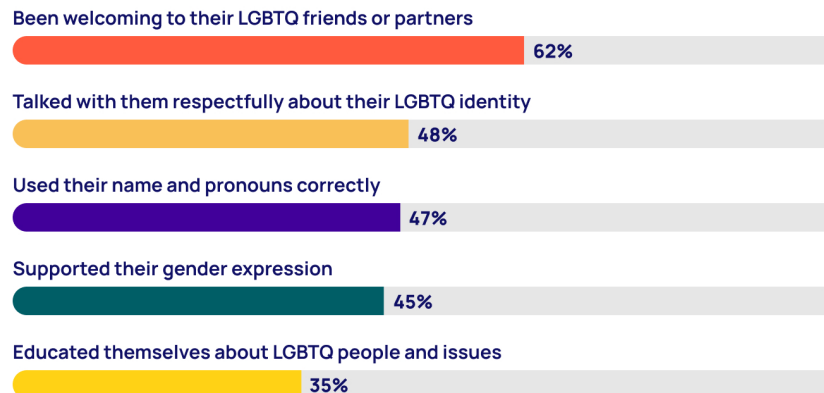
71% non-LGBTQ celebrities advocate for LGBTQ people

70% companies are led by LGBTQ people

67% athletes come out as LGBTQ

Support from Parents & Caregivers

Five most common ways that LGBTQ youth reported feeling supported by their parents or caregivers



“

The fact that very simple things — like support from family and friends, seeing LGBTQ representation in media, and having your gender expression and pronouns respected — can have such a positive impact on the mental health of an LGBTQ young person is inspiring, and it should command more attention in conversations around suicide prevention and public debates around LGBTQ inclusion.

Amit Paley (he/him)
CEO & Executive Director, The Trevor Project

”

Suicide attempt rate by LGBTQ youth social support



LGBTQ youth reported lower rates of attempting suicide when they felt more supported by their friends and family.

Where did LGBTQ youth find moments of joy?

Although LGBTQ youth reported many serious challenges, they also described hundreds of ways in which they find joy and strength in their lives. From their favorite content and activities to seeing representation and allyship, the wide range of responses emphasizes that we can all help create safe, supportive environments where LGBTQ youth can feel happy and express themselves.

**moving to a new place
that feels like home**

wearing my first binder

going to drag shows



**changing my name to
something that fit me**

**seeing LGBTQ people of
color in media**

**just knowing that there's
people out there like me**

All sources of joy for LGBTQ youth:

Therapy & medication

Gender affirming clothing

Family & parental support

The LGBTQ community

Accepting & affirming friends

Hope & excitement for the future

Happy LGBTQ elders & married
couples

Online communities & support

Learning about LGBTQ history

Faith & spirituality

Music (BTS, Lil Nas X, etc)

Partners/falling in love

Cisnet allies

Learning I'm not alone and there
are more people like me

Protective laws/victories for
LGBTQ rights

Supportive teachers

Having a safe space to express
gender, gender identity, and
sexuality

All gender restrooms

Queer role models

Pets/Animals

Taking care of younger siblings

Art, art expression, art therapy/
crafting/drawing

Video games/gamer community

LGBTQ clubs on campus

Athletics & Exercise

Going to college

Drag shows

Dance

Living as their authentic self

Escapism/fantasy/fandom

Gender affirming hormones

Financial stability

LGBTQ celebrities, influencers &
representation in media

Self-love & acceptance

Cooking

Methodology

The content and methodology for The Trevor Project's 2022 National Survey on LGBTQ Youth Mental Health were approved by an independent Institutional Review Board.



A quantitative cross-sectional design was used to collect data through an online survey platform between September 20 and December 31, 2021. A sample of individuals ages 13–24 who resided in the United States was recruited via targeted ads on social media. No recruitment was conducted via The Trevor Project's website or social media channels. Respondents were defined as being LGBTQ if they identified with a sexual orientation other than straight/heterosexual, a gender identity other than cisgender, or both. In order to ensure the representativeness of the sample, targeted recruitment was conducted to ensure adequate sample sizes with respect to geography, gender identity, and race/ethnicity. Qualified respondents completed a secure online questionnaire that included a maximum of 143 questions. Questions on considering and attempting suicide in the past year were taken from the Centers for Disease Control and Prevention's Youth Risk Behavior Survey to allow for comparisons to their nationally representative sample. Each question related to mental health and suicide was preceded by a message stating, "If at any time you need to talk to someone about your mental health or thoughts of suicide, please call The Trevor Project at 1-866-488-7386."

Although 114,288 individuals from unique IP addresses began the survey, 30,976 did not complete the initial demographic screening questions, and 38,484 were screened out based on ages outside of the sample range and residency outside of the United States. This resulted in an eligible sample of 44,828 LGBTQ youth ages 13–24. A validity check was placed midway through the survey which asked participants to select "agree" from a five-point statement with answers ranging from "strongly disagree" to "strongly agree." Youth who did not select "agree" (n=918) or who did not reach the validity question in the mid-point of the survey (n=9506) were removed from the analytic sample. Additionally, 194 indicated that they weren't honest in their responses, and 217 were identified as mischievous responders based on written responses. This resulted in a final analytic sample of 33,993 LGBTQ youth ages 13–24 who resided in the United States.

This report uses "transgender and nonbinary" as an umbrella term to encompass non-cisgender youth, which includes young people who identify as transgender and nonbinary as well as other labels outside of the cisgender binary, including genderqueer, agender, genderfluid, gender neutral, bigender, androgynous, and gender non-conforming, among others.

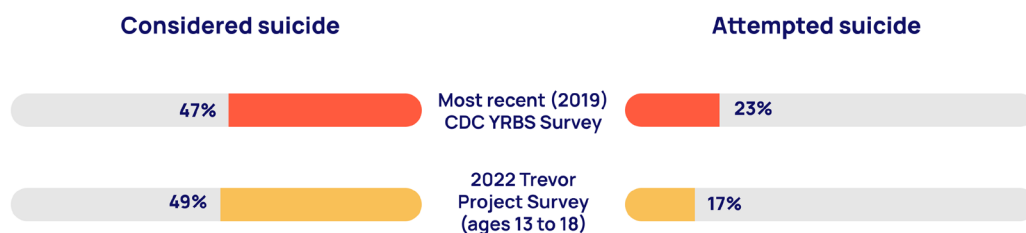
Comparability

In order to better understand how our sample compares to a national probabilistic sample, we included questions regarding considering and attempting suicide that were identical to those used by the Centers for Disease Control and Prevention (CDC) in their Youth Risk Behavior Surveillance System (YRBS).

Analyses were conducted to compare rates of seriously considering suicide and attempting suicide in the past 12 months among youth ages 13–18 in our sample to the 2019 YRBS sample of lesbian, gay, and bisexual (LGB) high school students.

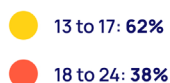
YRBS prevalence rates among LGB youth for seriously considering suicide (47%) were comparable to rates among the same age range in our sample (49%).

Additionally, 23% of LGB youth in the 2019 YRBS reported a suicide attempt in the past 12 months compared to 17% in our sample of youth ages 13–18.

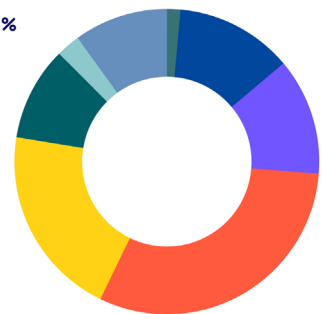
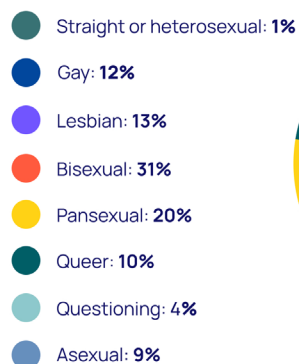


Sample Breakdown of Respondents' Demographics

By age



By sexual orientation



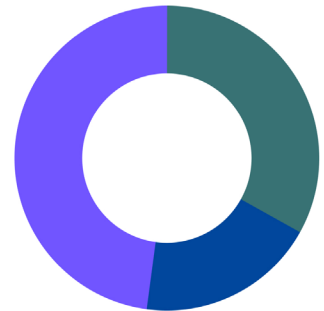
By gender identity

- Girl or woman: **29%**
- Boy or man: **25%**
- Nonbinary, bigender, genderfluid or genderqueer: **37%**
- Not sure or questioning: **9%**



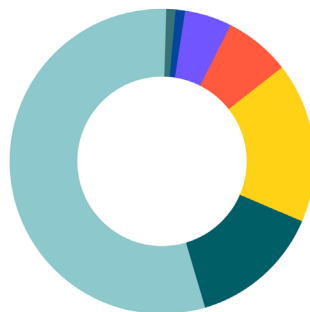
By transgender & nonbinary identity

- Cisgender: **33%**
- Questioning if transgender or nonbinary: **19%**
- Transgender or nonbinary: **48%**



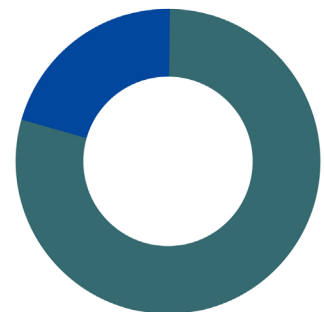
By race/ethnicity

- Middle Eastern/Northern African: **1%**
- Native/Indigenous: **1%**
- Asian American/Pacific Islander: **5%**
- Black: **7%**
- Latinx: **17%**
- More than one race/ethnicity: **14%**
- White: **55%**



By socioeconomic status

- More than meets basic needs: **80%**
- Just meets basic needs or less: **20%**



By region

- Northeast: **16%**
- South: **34%**
- Midwest: **23%**
- West: **27%**





Crisis Services

Direct suicide prevention and crisis intervention services to support LGBTQ youth 24/7 via phone, text, and chat



Peer Support

The world's largest safe space social networking community for LGBTQ youth



Research

Evaluations and external research that support The Trevor Project in significantly improving its services while maintaining preeminence in scientific inquiry



Advocacy

Advocacy at the federal, state, and local levels to fight for policies and laws that protect LGBTQ youth



Education and Public Awareness

Programs, trainings, and content promoting awareness around issues and policies relevant to LGBTQ youth and the adults who support them

THE TREVOR PROJECT

The Trevor Project is the world's largest suicide prevention and mental health organization for lesbian, gay, bisexual, transgender, queer & questioning (LGBTQ) young people.

For over 20 years, we have worked to save young lives by providing support through our free and confidential crisis services programs, including TrevorLifeline, TrevorChat, and TrevorText. We also run TrevorSpace, the world's largest safe space social networking site for LGBTQ youth, and operate innovative advocacy, research, and education programs across the country.