



# Airflow Testing Report

Prepared for

Portland Public Schools

August 2021





9700 SW Capitol Hwy, Suite 110  
Portland, OR 97219  
ameresco.com

## PROJECT OVERVIEW

As part of the continuing process to ensure a safe return to in-person learning, Portland Public Schools has contracted with Ameresco to test the airflow and ventilation of all educational and office spaces in each school. The data is reviewed by both Ameresco and PPS personnel to identify any potential shortcomings in the airflow from the HVAC systems. To accomplish this task, Ameresco has partnered with a local NEBB certified Test-Adjust-Balance (TAB) firm, Neudorfer Engineers, who will measure the airflow to each zone with calibrated measurement equipment in accordance with current testing standards and procedures. As part of this effort, HVAC professionals will review the operation of the HVAC equipment serving every educational and office space in each school.

Ameresco is pleased to have partnered with PPS over the last decade as the district's Energy Services Company (ESCO) on six energy efficiency construction projects, four service projects, and numerous energy audits. Our partnership has resulted in reducing over 3,000 tons of CO<sub>2</sub> and other GHG emissions and over \$1,000,000 in utility cost savings per year. Ameresco appreciates this opportunity to play a small role in the safe reopening of schools.

### About Ameresco, Inc.

Founded in 2000, Ameresco, Inc. (NYSE:AMRC) is a leading cleantech integrator and renewable energy asset developer, owner and operator. Our comprehensive portfolio includes energy efficiency, infrastructure upgrades, asset sustainability and renewable energy solutions delivered to clients throughout North America and the United Kingdom. Ameresco's sustainability services in support of clients' pursuit of Net Zero include upgrades to a facility's energy infrastructure and the development, construction, and operation of distributed energy resources. Ameresco has successfully completed energy saving, environmentally responsible projects with Federal, state and local governments, healthcare and educational institutions, housing authorities, and commercial and industrial customers. With its corporate headquarters in Framingham, MA, Ameresco has more than 1,000 employees providing local expertise in the United States, Canada, and the United Kingdom. For more information, visit [www.ameresco.com](http://www.ameresco.com).

## Explanation of ASHRAE Total Effective Air Changes per Hour (ACH<sub>e</sub>) Calculation

ASHRAE has been updating their Building Readiness document to reflect the most current understanding in the engineering community for how to operate and maintain buildings during the pandemic. Their update on 4/27/2021 provided an explanation of the impact air filters and air cleaning devices have on the air in buildings. They provided the methodology, formulas, and an Excel-based tool for determining the equivalent outside air a space is receiving by having a mix of outside air, filtered recirculated air, and additional air filtration or cleaning devices in the room. Here is the explanation from ASHRAE:

### Epidemic Conditions in Place



#### Equivalent Outdoor Air:

The equivalent outdoor air calculation indicates that the outdoor air can be calculated by using the combination of the actual outdoor air, impact of filtration or air cleaning technologies on recirculated air, and the impact of air cleaning technologies in the space.

This is using the principal of filters in series and the effectiveness at reducing particles. For items in series, the initial item would see the recirculated airflow to clean. The second item in the series would see the “cleaned” air from Item 1 and so the impact of Item 1 must be accounted for in Item 2.

As part of the airflow testing project that Portland Public Schools has partnered with Ameresco to complete, we are including the calculation of the Total Effective Air Changes per Hour (ACH<sub>e</sub>) to show the impact of the air filtration that is active in nearly all spaces in the PPS schools. The formula for doing so is:

$$ACH_e = (ACH_{oa} + ACH_f) * E_z + ACH_{ir}$$

where:

- $ACH_{oa}$  = air changes per hour of outside air = outside airflow in cubic feet per minute \* 60 minutes per hour / room volume in cubic feet
- $ACH_f$  = air changes per hour of clean air from filtered recirculated air with filters of the specified MERV rating as determined by ASHRAE
- $E_z$  = Zone Air Distribution Effectiveness = how effective the HVAC system is at circulating and mixing the air to distribute the clean air throughout the room
- $ACH_{ir}$  = the air changes per hour of clean air from portable air filters in the room = number of filters \* CADR \* 60 minutes per hour / room volume in cubic feet
  - CADR = Clear Air Delivery Rate = the CFM of clean air as specified by the manufacturer of the air filter

In order to include these calculations in the airflow testing reports, Ameresco and PPS have made the following assumptions as not all the variables are known:

1. PPS is in process of upgrading the air filters in their HVAC systems to MERV 13 and plans to be complete with that project for the start of the '21-'22 school year. In this report and for the sake of the ACH<sub>e</sub> calculation, we are using the filters that are in place at the time of the measurements, so some of them are still MERV 8.
2. ASHRAE has guidelines for what should be used for the Zone Air Distribution Effectiveness ( $E_z$ ) based on the HVAC system configuration, but they do not provide a value for every HVAC system and room configuration. For the majority of PPS rooms, an  $E_z$  of 0.8 – 1.0 would be most appropriate, so we have made the conservative assumption of using 0.8 for every space as that yields the lower ACH<sub>e</sub>.
3. The CADR for a given air filter is from manufacturer ratings and is based on certain conditions (fan speed, particulate size, filter cleanliness, etc.) that change with operating conditions.



# ***NEUDORFER ENGINEERS INC.***

**TEST REPORT TYPE:  
SURVEY REPORT**

**Portland Public Schools Airflow Testing  
Hayhurst ES  
5037 SW Iowa St, Portland, OR 97221**

Job Number: 2021-0297

**Project Completion Date: September 2021**

**Revision Date:**

-

**Revision Number:**

-



## ***SEATTLE***

5516 1<sup>st</sup> Avenue South  
Seattle, Washington 98108  
Phone (206) 621-1810  
Fax (206) 343-9820

## ***PORTLAND***

2501 SE Columbia Way, Suite 230  
Vancouver, Washington 98661  
Phone (503) 235-8924  
Fax (503) 235-8925



**Neudorfer Engineers, Inc.**

Consulting Engineers Seattle, Washington - Portland, Oregon



[www.NeudorferEngineers.com](http://www.NeudorferEngineers.com)

**Portland Public Schools Airflow Testing  
Hayhurst ES**

**TABLE OF CONTENTS**

Title Sheet	3
Report Certification	4
Terms	5
Instrument Calibration	6
Report Summary	7
Airflow Survey Report	8
TAB Notes	10
Floor Layout	11



**Neudorfer Engineers, Inc.**

Consulting Engineers Seattle, Washington - Portland, Oregon



[www.NeudorferEngineers.com](http://www.NeudorferEngineers.com)

## REPORT TITLE

### CERTIFIED TEST: SURVEY REPORT

---

**Project:** Portland Public Schools Airflow Testing  
Hayhurst ES


**NEI Job#:** 2021-0297

**Mechanical Engineer:** NA

**Architect:** NA

**HVAC Contractor:** NA

**TAB Firm:** Neudorfer Engineers Inc  
**Test Engineer:** Zach Mayer



5516 1<sup>st</sup> Ave South  
Seattle, Washington 98108  
Phone (206) 621-1810  
Fax (206) 343-9820



2501 SE Columbia Way, Suite 230  
Vancouver, Washington 98661  
Phone (503) 235-8924  
Fax (503) 235-8925

## CERTIFICATION

### Portland Public Schools Airflow Testing

The data presented in this report is a record of system measurements and final adjustments that have been obtained in accordance with the current edition of the NEBB Procedural Standards for Testing, Adjusting, and Balancing of Environmental Systems. Any variances from design quantities, which exceed NEBB tolerances, are noted in the Test-Adjust-Balance Report Project Summary.

Significant / Noteworthy Remarks are noted on the General Remarks and General Field Notes pages. Other remarks are noted on individual test sheets.

Noted deficiencies are not the TAB firms responsibility to repair. Prior to issuance of this report, Deficiency Reports are forwarded to our contracted agent.

Warranty is limited to one year from date of this report. Within that time, any discrepancies, ambiguities, or omissions found in this report will be retested, adjusted, or balanced as needed. A written notification will be required.

#### Submitted and Certified by:

NEBB TAB Firm: **Neudorfer Engineers Inc**

Certification No: **3414**



Expiration Date: **March 31, 2023**

Certification Date: **March 31, 2021**

*(Date completed)* **Signed and Sealed by:**

NEBB Supervisor: **Mike Vawter P.E.**

NEBB Supervisor: **Eric Stotts**







# Neudorfer Engineers, Inc.

Consulting Engineers Seattle, Washington - Portland, Oregon



www.NeudorferEngineers.com

## TERMS AND ABBREVIATIONS

**Project:** Portland Public Schools Airflow Testing

**AC or ACU** Air Conditioner or Air Conditioning Unit

**AH or AHU** Air Handler or Air Handling Unit

**AVG** Average

**BHP** Brake Horsepower

**CAV** Constant Air Volume

**CBV** Calibrated Balancing Valve  
(Circuit Setter)

**CC** Cooling Coil

**CD** Ceiling Diffuser

**CFM** Cubic Feet per Minute

**CH** Chiller

**CHWS** Chilled Water Supply

**CHWR** Chilled Water Return

**CP** Circulating Pump

**CR** Ceiling Register

**CRAC** Computer Room Air Conditioner

**CRU** Computer Room Unit

**CT** Cooling Tower

**CU** Condenser Unit

**CUH** Cabinet Unit Heater

**CWS** Condenser Water Supply

**CWR** Condenser Water Return

**DAT** Discharge Air Temperature

**DB** Dry Bulb

**DD** Direct Drive

**DDC** Direct Digital Controls: EMS Control  
System for the HVAC

**Des.** Design

**Dia.** Diameter

**Disch.** Discharge

**EA** Exhaust Air

**EAT** Entering Air Temperature

**Economizer** Controls and components that allow an air handler to logically utilize outdoor air for cooling as opposed to the use of mechanical cooling.

**EF** Exhaust Fan

**EG** Exhaust Grille

**EMCS** Energy Management Control System

**ERU** Energy Recovery Unit

**E.S.P.** External Static Pressure

**HRC** Heat Recovery Coil

**EWT** Entering Water Temperature

**FCU** Fan Coil Unit

**FD** Fire Damper

**FLA** Full Load Amperage: Maximum  
amperage a motor can draw.

**Flow Hood** Instrument that captures air and  
converts the reading to CFM.

**FHT** Fume Hood Test

**FPB** Fan Powered Box

**FPM** Feet per Minute

**FR** Field Report

**FT** Foot, Feet

**FTU** Fan Terminal Unit

**GPM** Gallons per Minute

**HC** Heating Coil

**TDH** Pressure Difference across the entering  
and leaving side of a pump.

**HEPA** High Efficiency Particulate Arrestance

**HP** Horsepower

**HVAC** Heating Ventilation and Air Conditioning

**HWS** Heating Water Supply

**HWR** Heating Water Return

**HX** Heat Exchanger

**HZ** Hertz, cycle per second

**in.** inches

**in.w.g.** inches of water gauge

**Kfactor** Correction factor to the free area need to  
calculate CFM.

**KW** Kilowatts

**LAT** Leaving Air Temperature

**LWG** Low Wall Grille

**LWR** Low Wall Register

**LWT** Leaving Water Temperature

**MAU** Make-up Air Hanging Unit

**MBH** 1,000 BTUH

**N/A** Not Applicable

**OSA** Outside Air

**OBD** Opposed Blade Damper

**$\Delta P$**  Pressure Drop.

**PH** Phase

**PSI** Pounds per Square Inch

**RA** Return Air

**RAD** Radiator

**RAT** Return Air Temperature

**RF** Return Fan

**RH** Relative Humidity

**RHC** Reheat Coil

**RPM** Revolutions per Minute

**RTU** Roof Top Unit

**SA** Supply Air

**SAT** Supply Air Temperature

**S.F.** Service Factor

**SF** Supply Fan

**SFD** Smoke/Fire Damper

**SP** Static Pressure

**sq.ft.** square feet

**Suct.** Suction

**SWG** Sidewall Grille

**SWR** Sidewall Register

**TAB** Test; Adjust; and Balance

**TSP** Total Static Pressure: Difference  
between the entering and leaving  
static pressure of a fan.

**UH** Unit Heater

**VAV** Variable Air Volume; box that  
contains a motorized damper that  
modulates airflow.

**VD** Volume Damper

**VFD** Variable Frequency Drive

**Velgrid** Instrument that reads used to read  
velocity in feet per minute.

**VVT** Variable Volume Terminal

**WC** Water Column

**W.G.** Water Gauge

**WB** Wet Bulb

## INSTRUMENT CALIBRATIONS

### Portland Public Schools Airflow Testing

<b>Instrument Type</b>	Air Data Meter with Flowhood	<b>Instrument Serial #</b>	<b>M00475</b>
<b>Instrument Manufacturer</b>	<b>Shortridge</b>	<b>Calibration Date</b>	<b>11/4/2020</b>
<b>Instrument Model Number</b>	<b>ADM 870</b>	<b>Calibration Due</b>	<b>11/4/2021</b>
<b>Instrument Type</b>	Differential Pressure Water Meter	<b>Instrument Serial #</b>	<b>W14090</b>
<b>Instrument Manufacturer</b>	<b>Shortridge</b>	<b>Calibration Date</b>	<b>10/16/2020</b>
<b>Instrument Model Number</b>	<b>HDM-250</b>	<b>Calibration Due</b>	<b>10/16/2021</b>
<b>Instrument Type</b>	Psychrometer	<b>Instrument Serial #</b>	<b>8084305</b>
<b>Instrument Manufacturer</b>	<b>Extech</b>	<b>Calibration Date</b>	<b>10/13/2020</b>
<b>Instrument Model Number</b>	<b>RH390</b>	<b>Calibration Due</b>	<b>10/13/2021</b>
<b>Instrument Type</b>	Tachometer	<b>Instrument Serial #</b>	<b>B185B5022P</b>
<b>Instrument Manufacturer</b>	<b>Nidec</b>	<b>Calibration Date</b>	<b>10/11/2020</b>
<b>Instrument Model Number</b>	<b>MT-200</b>	<b>Calibration Due</b>	<b>10/11/2021</b>
<b>Instrument Type</b>	Amp Probe	<b>Instrument Serial #</b>	<b>33380179WS</b>
<b>Instrument Manufacturer</b>	<b>Fluke</b>	<b>Calibration Date</b>	<b>10/9/2020</b>
<b>Instrument Model Number</b>	<b>323 Clamp Meter</b>	<b>Calibration Due</b>	<b>10/9/2021</b>
<b>Instrument Type</b>	Digital Thermometer	<b>Instrument Serial #</b>	<b>45400509WS</b>
<b>Instrument Manufacturer</b>	<b>Fluke</b>	<b>Calibration Date</b>	<b>10/9/2020</b>
<b>Instrument Model Number</b>	<b>52 II</b>	<b>Calibration Due</b>	<b>10/9/2021</b>
<b>Instrument Type</b>	Manometer	<b>Instrument Serial #</b>	<b>M00475</b>
<b>Instrument Manufacturer</b>	<b>Shortridge</b>	<b>Calibration Date</b>	<b>11/4/2020</b>
<b>Instrument Model Number</b>	<b>ADM 870</b>	<b>Calibration Due</b>	<b>11/4/2021</b>
<b>Instrument Type</b>	Thermal Anemometer	<b>Instrument Serial #</b>	<b>AVM440742003</b>
<b>Instrument Manufacturer</b>	<b>Alnor Instruments</b>	<b>Calibration Date</b>	<b>11/9/2020</b>
<b>Instrument Model Number</b>	<b>AVM 440</b>	<b>Calibration Due</b>	<b>11/9/2021</b>
<b>Instrument Type</b>	Ultrasonic Flow Meter	<b>Instrument Serial #</b>	<b>N5K1435T</b>
<b>Instrument Manufacturer</b>	<b>Fuji</b>	<b>Calibration Date</b>	<b>10/14/2020</b>
<b>Instrument Model Number</b>	<b>Portaflow-C</b>	<b>Calibration Due</b>	<b>10/14/2021</b>



PROJECT	Portland Public Schools Airflow Testing
LOCATION	Hayhurst ES; 5037 SW Iowa St, Portland, OR 97221

## REPORT SUMMARY

This project has been surveyed per plans and specifications using the National Environmental Balancing Bureau (NEBB) standards and procedures.

The scope of work for this project was to assess the current airflows for each classroom, office, and special purpose space. Air changes per hour were calculated along with the % of OSA for the spaces and any deficiencies found for each piece of equipment has been noted in the following report.

All ventilation equipment was commanded to run by the BMS system. Ventilation units were measured with a flowhood on the supply outlets. Outside air was recorded with a flowhood on the OSA louvre where accessible. AK factors were calculated from flowhood readings. The remaining OSA values were recorded with a velgrid. AHU supply air was recorded by a summation of the outlets as recorded by flowhood or velgrid when appropriate. Outside air was recorded with a velgrid or airfoil and calculated by the free area method.

The measured airflows in this report represent the performance of the equipment at the time of measurement, which vary over time based on operating conditions. There are factors outside the control of Neudorfer that impact airflow, and variance in those factors is expected and normal. One significant factor is the MERV rating and condition of the air filters on the equipment. During the summer of 2021, PPS began upgrading the filters on all their fan systems to MERV 13. Those upgraded filters are more effective at capturing particles but also impact the amount of airflow from the equipment. These filter changes were occurring while the airflow measurement project was happening, so some schools had the new filters, and some had the old filters at the time of measurement. On the data page included this report, there is a line stating whether or not the upgraded filters were in place at the time of measurement.



**AIRFLOW SURVEY REPORT**

Project: Portland Public Schools Airflow Testing  
Location: Hayhurst ES; 5037 SW Iowa St, Portland, OR 97221  
Filter Status: Upgraded

Room	Equipment Info		Room Dimensions					Airflow Measurements			Calculated ACH					Notes
	Served By	Equipment Type	Room Length	Room Width	Room Area	Room Height	Room Volume	Total CFM Supply	OA CFM Supply	OA %	Air Changes per Hour (supply)	Air Changes per Hour (OA)	# of Portable Filters	Total Effective Air Changes per Hour (ACH_e) with Portable Filter	Total Effective Air Changes per Hour (ACH_e) without Portable Filter	
Cafeteria 31	H&V-1	AHU	51.5	71.5	3,682	17.7	65,176	4,015	4,015	100%	3.1	3.1	1	2.7	2.5	OSA Damper 100% open. Return Damper 0% open.
31A	-	-	18.2	48.7	886	14.5	12,852	-	-	-						This is open and shared with Cafeteria.
31D	-	-	11.0	14.2	156	13.4	2,093	-	-	-						Ventilation provided by adjacent spaces.
30A	-	-	-	-	-	-	-	-	-	-						This is the walk-in cooler.
30D	-	-	4.5	5.6	25	8.1	204	-	-	-	0	0	1	76.4	0.0	Ventilation provided by adjacent spaces.
29	H&V-2	AHU	45.7	18.4	683	8.8	6,010	725	725	100%	7.2	7.2	1	8.4	5.8	<b>Note #1.</b> Non-rectangular room.
Conf. Room 28A	-	-	13.9	10.0	139	8.1	1,126	-	-	-	0	0	1	13.9	0.0	Ventilation provided by adjacent spaces.
Gym 27	H&V-5	AHU	79.4	47.6	3,779	23.1	87,305	2,595	555	21%	1.8	0.4	1	1.5	1.3	
27A	H&V-6	AHU	18.6	17.1	318	10.2	3,244	95	95	100%	1.8	1.8	1	6.2	1.4	<b>Note #1</b>
27C	H&V-6	AHU	18.0	7.0	126	9.0	1,134	405	405	100%	21.4	21.4	1	30.9	17.1	<b>Note #1</b>
27D	H&V-6	AHU	17.0	18.6	316	10.2	3,225	225	225	100%	4.2	4.2	1	8.2	3.3	
Rm 14	H&V-4	AHU	30.2	30.0	906	11.6	10,510	190	190	100%	1.1	1.1	1	2.4	0.9	<b>Note #1</b>
Rm 15	H&V-4	AHU	30.4	30.0	912	11.6	10,579	200	200	100%	1.1	1.1	1	2.4	0.9	<b>Note #1</b>
Rm 16	H&V-4	AHU	30.4	30.4	924	11.6	10,720	220	220	100%	1.2	1.2	1	2.4	1.0	<b>Note #1</b>
Rm 17	H&V-4	AHU	30.3	30.0	909	11.6	10,544	735	735	100%	4.2	4.2	1	4.8	3.3	<b>Note #1</b>
Rm 18	H&V-4	AHU	30.4	30.0	912	11.6	10,579	170	170	100%	1.0	1.0	1	2.2	0.8	<b>Note #1</b>
Rm 19	H&V-4	AHU	30.4	30.0	912	11.6	10,579	135	135	100%	0.8	0.8	1	2.1	0.6	<b>Note #1</b>
Rm 20	H&V-4	AHU	30.1	31.6	951	12.3	11,699	1,025	1,025	100%	5.3	5.3	1	5.5	4.2	<b>Note #1</b>
Rm 21	H&V-4	AHU	27.8	27.9	776	11.6	8,997	1,045	1,045	100%	7.0	7.0	1	7.3	5.6	<b>Note #1</b>
Rm 22	H&V-4	AHU	30.0	29.9	897	11.6	10,405	170	170	100%	1.0	1.0	1	2.3	0.8	<b>Note #1</b>
Rm 23	H&V-4	AHU	29.9	30.0	897	11.6	10,405	205	205	100%	1.2	1.2	1	2.4	0.9	<b>Note #1</b>
Rm 24	H&V-4	AHU	30.0	29.8	894	11.6	10,370	695	695	100%	4.0	4.0	1	4.7	3.2	<b>Note #1</b>
Rm 25	H&V-4	AHU	29.9	30.0	897	11.6	10,405	200	200	100%	1.2	1.2	1	2.4	0.9	<b>Note #1</b>
Rm 26	H&V-4	AHU	30.0	29.7	891	11.6	10,336	165	165	100%	1.0	1.0	1	2.3	0.8	<b>Note #1</b>

Date: 8/10/2021

Readings By: Mayer



**AIRFLOW SURVEY REPORT**

Project: Portland Public Schools Airflow Testing  
Location: Hayhurst ES; 5037 SW Iowa St, Portland, OR 97221  
Filter Status: Upgraded

Room	Equipment Info		Room Dimensions					Airflow Measurements			Calculated ACH					Notes
	Served By	Equipment Type	Room Length	Room Width	Room Area	Room Height	Room Volume	Total CFM Supply	OA CFM Supply	OA %	Air Changes per Hour (supply)	Air Changes per Hour (OA)	# of Portable Filters	Total Effective Air Changes per Hour (ACH_e) with Portable Filter	Total Effective Air Changes per Hour (ACH_e) without Portable Filter	
Conf. Room 01	H&V-3	AHU	18.0	26.0	468	12.2	5,710	175	175	100%	1.8	1.8	1	4.2	1.5	Note #1
01A	H&V-3	AHU	14.0	13.0	182	11.3	2,057	160	160	100%	4.7	4.7	1	11.3	3.7	Note #1
01B	H&V-3	AHU	14.0	10.3	144	9.0	1,298	170	170	100%	7.9	7.9	1	18.3	6.3	Note #1
01D	H&V-3	AHU	12.0	26.0	312	12.2	3,806	145	145	100%	2.3	2.3	1	5.9	1.8	Note #1
2	H&V-3	AHU	15.0	26.0	390	12.2	4,758	140	140	100%	1.8	1.8	1	4.7	1.4	Note #1
Rm 03	H&V-3	AHU	30.0	27.5	825	11.9	9,818	175	175	100%	1.1	1.1	1	2.4	0.9	Note #1
Rm 04	H&V-3	AHU	30.0	27.5	825	11.9	9,818	180	180	100%	1.1	1.1	1	2.5	0.9	Note #1
Rm 05	H&V-3	AHU	30.0	27.5	825	11.9	9,818	165	165	100%	1.0	1.0	1	2.4	0.8	Note #1
Rm 06	H&V-3	AHU	30.0	27.5	825	11.9	9,818	135	135	100%	0.8	0.8	1	2.2	0.7	Note #1
Rm 07	H&V-3	AHU	30.0	37.1	1,113	11.9	13,245	865	865	100%	3.9	3.9	1	4.3	3.1	Note #1
Rm 08	H&V-3	AHU	30.0	37.2	1,116	11.9	13,280	890	890	100%	4.0	4.0	1	4.4	3.2	Note #1
Rm 09	H&V-3	AHU	30.0	27.5	825	11.9	9,818	140	140	100%	0.9	0.9	1	2.3	0.7	Note #1
Rm 10	H&V-3	AHU	30.0	27.5	825	11.9	9,818	160	160	100%	1.0	1.0	1	2.4	0.8	Note #1
Rm 11	H&V-3	AHU	30.0	27.5	825	11.9	9,818	170	170	100%	1.0	1.0	1	2.4	0.8	Note #1
Library 12	H&V-3	AHU	30.0	29.9	897	11.6	10,405	195	195	100%	1.1	1.1	1	2.4	0.9	Note #1
Library 13	H&V-3	AHU	30.2	27.6	834	11.6	9,669	225	225	100%	1.4	1.4	1	2.7	1.1	Note #1
30	H&V-2	AHU	32.0	23.0	736	9.5	7,705	365	365	100%	2.8	2.8	1	4.3	2.3	Non-rectangular room.

Date: 8/10/2021

Readings By: Mayer

Project:

Portland Public Schools Airflow Testing

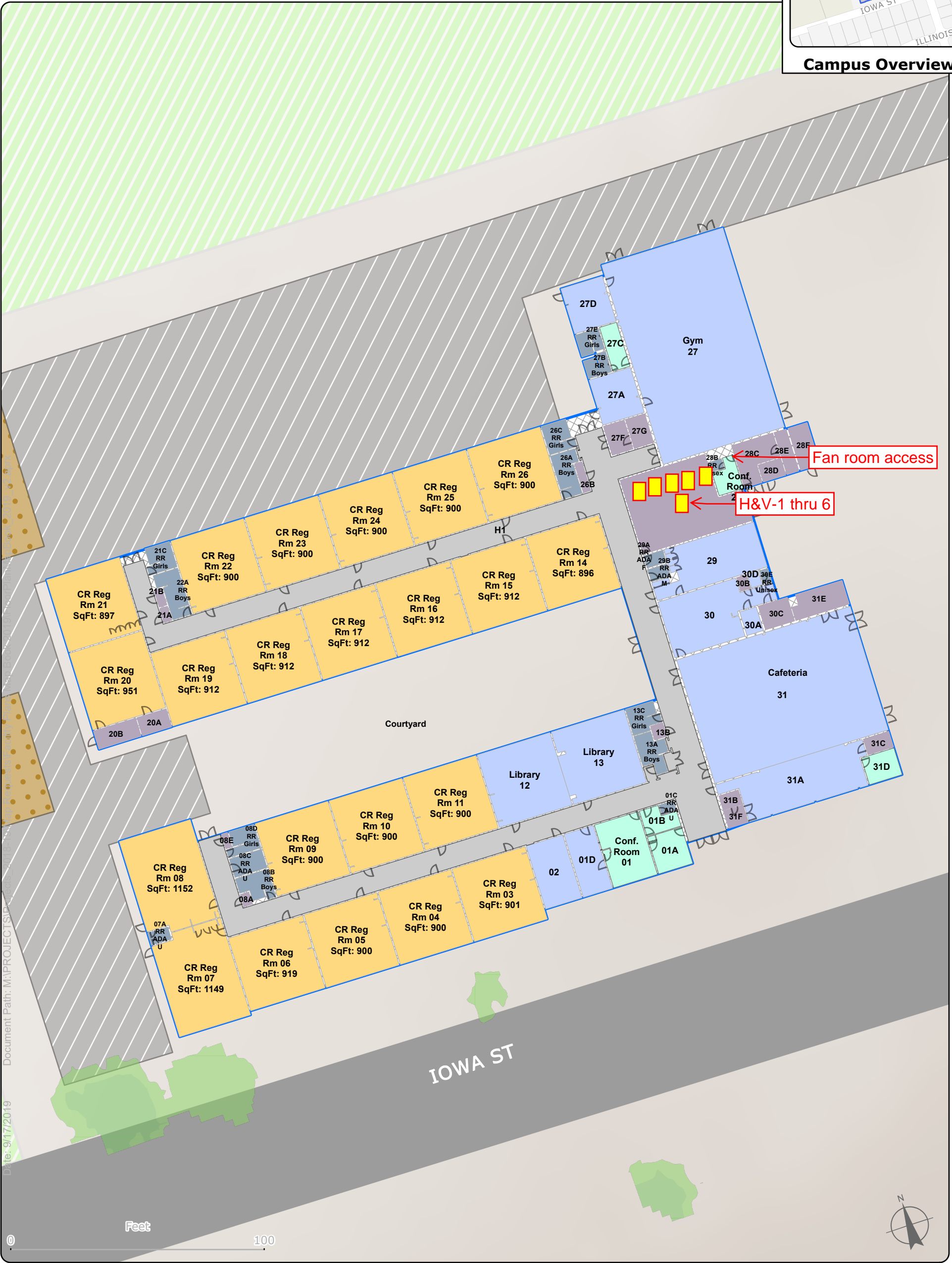
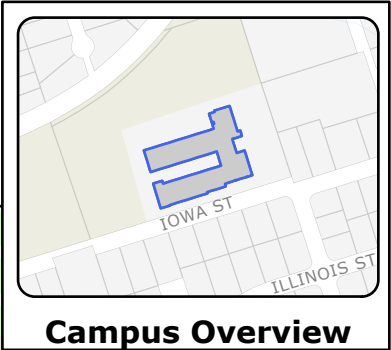
Location:

Hayhurst ES; 5037 SW Iowa St, Portland, OR 97221

NOTE #	NOTE DESCRIPTION
1	100% OSA. Not ducted for return air.



HAYHURST: First Floor



**Space Use**

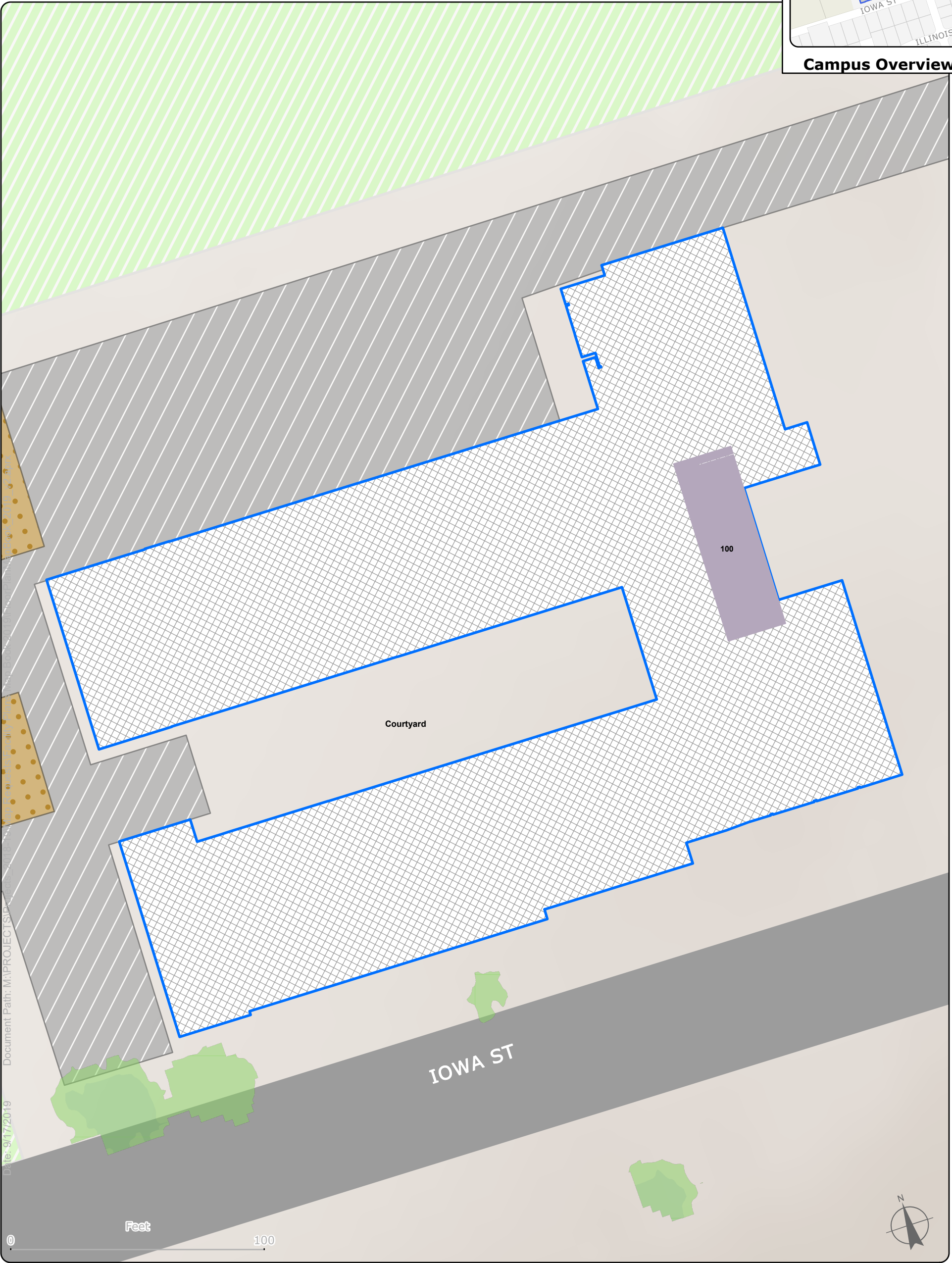
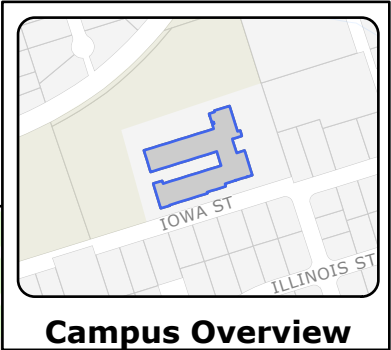
- Classroom
- Office
- Rest Room
- Special Purpose
- Corridor
- Other
- Stairs/Elevator

**School Grounds**

- Campus Footprints
- Athletic Field
- Playground: Paved
- Playground: Unpaved
- Streets
- Doors

Total Number Of Rooms By Classification			
Classrooms: 22		Special Purpose: 13	
Office Spaces: 6		Storage: 14	

HAYHURST: Second Floor



**Space Use**

- Classroom
- Office
- Rest Room
- Special Purpose
- Corridor
- Other
- Stairs/Elevator

**School Grounds**

- Campus Footprints
- Athletic Field
- Playground: Paved
- Playground: Unpaved
- Streets
- Doors

**Total Number Of Rooms By Classification**

Classrooms: 0

Office Spaces: 0

Special Purpose: 0

Storage: 0